

AM I
WHITE
ENOUGH?

KARMAN
BE YOURSELF

a mio padre



KARMANI

BE YOURSELF

Comunichiamo perché esistiamo.

Perché la nostra sensibilità ci impone di raccontare per testimoniare e talvolta per denunciare.

Perché non possiamo ignorare ciò che accade attorno a noi.

Per dovere etico e morale, in prima istanza.

Soprattutto quando ogni forma di silenzio potrebbe avallare "l'errore collettivo" ed acuire il disagio di una contemporaneità culturalmente spaccata in tema di uguaglianze e inclusione.

Ebbene, il silenzio non ci appartiene.

Questo progetto comunicativo ci offre l'opportunità di sottolineare, ancora una volta, con forza, la totale aversione nei riguardi di ogni forma di prevaricazione, di chi pensa di poter elevare muri e dividere, per ripartire l'umanità in bianchi e neri, razze, clan o tribù. Testimonial di decezione per l'immagine Karman 2021: Jeffrey e Sandra, modelli ma ancor prima persone, con i quali abbiamo condiviso e posto in essere questo importante proposito.

Lo abbiamo fatto a modo nostro, convinti che non esistano luoghi deputati e luoghi meno opportuni quando si tratti di diritti umani.

Tacerne è ciò che non si può.

We communicate because we exist.

Because our awareness requires us to bear witness, and occasionally, to speak out.

Because we cannot ignore what is happening around us.

It is our ethical and moral duty, first and foremost.

Especially when silence appears to endorse "institutional failures" and to exacerbate the discomfort of a modernity that is culturally split in terms of equality and inclusion.


Well, silence does not become us.

This project offers us the opportunity to fiercely underline, once again, our total aversion to any form of abuse, and to those who want to build walls and divide, and to split humanity into black and white, into races, clans, and tribes.











Karman 2021 benefits from two exceptional testimonials: Jeffrey and Sandra, two models, but first and foremost, two people with whom we share and hope to achieve this important goal.

We're doing things our way, convinced that nowhere is more or less "appropriate" when it comes to standing up for human rights.















You may ask us to be quiet, but we will not oblige.

















NOVITÀ
NEWS














	CIRCUS	pag.	16
	MOONBLOOM	24	
	FIREMAN	36	
	XANA	44	
	CORRADO	52	
	STRALUNATA	60	
	SIBILLA	66	
	STANT	76	
	FILOMENA	88	
	MOVIDA	100	

SOSPENSIONI
PENDANT











	24 KARATI	pag.	112
	ALÌ E BABÀ	114	
	ALIBABABY	117	
	ALIBABIG	118	
	ATELIER	120	
	AU REVOIR	122	
	BAG	124	
	BIBENDUM	128	
	BLACK OUT	132	
	BRaille	136	
	CAPODIMONTE	138	
	CELL	140	
	CERAUNAVOLTA	142	
	CIRCUS	16	

SOSPENSIONI
PENDANT





	CUPIDO	pag.	146
	DÉJÀ-VU	150	
	DÉJÀ-VU NU	152	
	DIES NOX	154	
	DOMENICA	156	
	FILOMENA	88	
	GANGSTER	158	
	GHEBO	162	
	GINGER	164	
	GONZAGA	168	
	KIMONO	172	
	LE PUPPETTE	174	
	LE TRULLE	176	
	LIFE	178	

	LUCILLA	pag.	180
	MAKEUP	182	
	MEK	186	
	MOBY DICK	190	
	MONO	192	
	MOONBLOOM	24	
	NANDO	194	
	NORMA M	198	
	NOTREDAME	200	
	PLANCTON	202	
	SAHARA	204	
	SETTEMANI COLLECTION	208	
	SHERWOOD & ROBIN	212	















SOSPENSIONI
PENDANT

	SIBILLA	pag.	66
	SISMA	pag.	216
	SNOOB	pag.	218
	STANT	pag.	76
	STRALUNATA	pag.	60
	T-BLACK	pag.	220
	UULU UULU	pag.	222
	WORK IN PROGRESS	pag.	224
	WOWI	pag.	228
	CLOUD OF LIGHT - CLUSTER	pag.	232







PLAFONIERE
CEILING LAMP


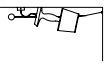








	BRILLE	pag.	238
	EDEN COLLECTION	pag.	240
	NOTREDAME	pag.	242
	ROMA	pag.	244

APPLIQUE
WALL LAMP









	BRILLE	pag.	262
	CAPODIMONTE	pag.	264
	CORRADO	pag.	52
	CUBANO	pag.	266
	DEJA-VU	pag.	268
	DOMENICA	pag.	270
	EDEN COLLECTION	pag.	272
	FILOMENA	pag.	92
	GHEBO	pag.	274
	LIFE	pag.	276
	MAKEUP	pag.	278
	MARNIN	pag.	280
	MOBY DICK	pag.	282
	MOVIDA	pag.	100

APPLIQUE
WALL LAMP




	ALI E BABÀ	pag.	250
	ALIBABIG	pag.	252
	AMARCORD	pag.	254
	AMSTERDAM	pag.	256
	APRILE	pag.	258
	BINARELL	pag.	260

	NANDO	pag.	284
	NORMA M	pag.	286
	NOTREDAME	pag.	288
	STANT	pag.	86
	TI VEDO	pag.	292
	UGO RILLA	pag.	294
	UMARELL	pag.	298
	VA-LENTINA	pag.	300
	WORK IN PROGRESS	pag.	302
	Y	pag.	304





TAVOLO
TABLE LAMP

	ALI E BABÀ	pag.	310
	ALIBABABY	pag.	310
	AMARCORD	pag.	312
	BACCO	pag.	314
	BAG	pag.	318
	BRaille	pag.	320
	NORMA M	pag.	322
	TIVEDO	pag.	324









PIANTANE - TERRA
FLOOR LAMP

	ACCPICCHIO	pag.	328
	ALFRED	pag.	332
	ALIBABIG	pag.	334

PIANTANE - TERRA
FLOOR LAMP

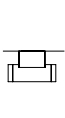
	SISMA	pag.	366
	TOBIA	pag.	368
	UULU UULUÀ	pag.	370
	XANA	pag.	44

OUTDOOR

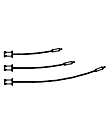
	ALIBABIG	pag.	374
	BLACK OUT	pag.	380
	CELL	pag.	382
	DIES NOX	pag.	388
	DON'T TOUCH	pag.	390
	GINGER	pag.	394
	GONZAGA	pag.	396
	KIMONO	pag.	398



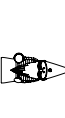
MOBY DICK pag. 402



MOVIDA pag. 100



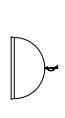
NILÒ pag. 404



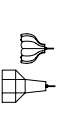
OTTAVO pag. 410



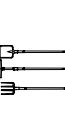
PIRLA pag. 412



PLANGTON pag. 414



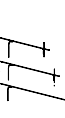
SETTENANI COLLECTION pag. 416



TOBIA pag. 418



UULU UULUÀ pag. 422



XANA pag. 44

DESIGNERS



MATTEO UGOLINI

"Ogni mio progetto di luce vuole essere un racconto che non ha bisogno di essere narrato con parole. Osservandolo deve fare riemergere un ricordo, un'emozione, anche se diversa dalla mia. La mente non crea nulla che non sia stato vissuto. E' uno scrigno che racchiude forme, colori, esperienze visive fatte nel corso della propria esistenza. E le mie creazioni non sono altro che specchio delle mie."

"Every single lighting project hopes to tell a story without words. Admiring my designs should trigger a memory or an emotion, even if different from my own. The mind does not create anything that it has not already experienced. It is a treasure-chest of shapes, colours, and visual experiences collected throughout its existence. And my creations are nothing more than a mirror of mine."

EDMONDO TESTAGUZZA

"Questo lavoro è la mia grande passione; mi ha dato l'opportunità di ricercare affinché potessi creare la suggestione attraverso l'uso delle forme, della materia e della divina luce. Penso al bello come fine ultimo perché solo la sana bellezza mi appaga totalmente. Ho conosciuto persone appassionate che hanno condiviso con me parte di questo percorso. Persone dalle quali ho appreso molto. Forse è questo il dono più grande."

"My work is my passion. It's given me the opportunity to study and create inspiration from form, matter, and divine light. I see beauty as the end goal because only beauty that does good satisfies me. I've met passionate people who've joined me on this journey. People from whom I've learned a lot. Perhaps they are my greatest gift."



PAOLA NAVONE

"La magia della luce e la trasparenza del vetro, la sua essenza naturale e la sua storia millenaria. Quando contiene la luce il vetro si anima, diventa espressivo, raccontando in modi sempre diversi la sua cangiante bellezza."

"The magic of light and the transparency of glass, its natural essence and its oge-old history. When gifted light, glass comes alive and becomes expressive, exuding its iridescent beauty in infinite ways."



MARC SADLER

"La progettazione nel settore dell'illuminotecnica è al top quando mi è permesso dare riconoscibilità estetica alla luce senza dimenticare la razionalità intrinseca dei prodotti, che devono essere efficienti in funzione e belli anche quando spenti. Per arrivarci serve un tandem di professionalità, divertente ed efficace allo stesso tempo."

"The lighting sector is at its best when it allows me to inject aesthetic identifiability into my designs without forgetting the importance of intrinsic rationality. The products we design must be functional and beautiful, even when switched off. Achieving this balance requires professionalism that is both fun and functional at the same time."



©Giovanni Gastel

LUCA DE BONA & DARIO DE MEO

"Ci piace da sempre definire il nostro metodo progettuale come un hic et nunc. Questa locuzione latina rappresenta appieno il nostro approccio che non segue regole precise, ma è figlio del momento, rispecchia uno stato d'animo, la condizione sociale, l'attualità del presente inteso come fotogramma istantaneo, tensione al futuro e nostalgia del passato."

"We like to define our method as hic et nunc. This Latin phrase encapsulates our approach. We don't follow a strict set of rules; our approach is a product of its time. It reflects a state of mind, a social condition, and the present moment understood as a snapshot in time, a push towards the future, and the pull of nostalgia."



BALDESSARI E BALDESSARI

"Ci piace un design sobrio, non "chissoso", se ci riesce "elegant", che duri nel tempo. Ci piace esprimerci con materiali naturali che coniugano la tradizione con la contemporaneità, tenendo alta la nostra curiosità, per cercare di tessere un filo continuo che ci permetta più sguardi possibili!"

"We prefer understated design over "noise". Design should be "elegant" and stand the test of time. We like to express ourselves with natural materials that combine tradition and modernity, piquing our interest, in an attempt to weave an uninterrupted thread that gifts us as many glances as possible."





GIOVANNA COLAPRISTI & SOTIRIOS PAPADOPOULOS

"La luce è un'entità a cui non possiamo dare regole. Crea spazi, suscita emozioni, orchestra atmosfere. È energia che scorre ed accompagna il ritmo della nostra vita. E' grazie alla progettazione della luce che riesco a dare forma al mondo, partendo dalle cose semplici del nostro quotidiano."



GIORGIO BISCARO

Un allievo domandò al suo maestro: "Come posso diventare un bravo designer?"
Lui rispose: "Quanto è comoda una sedia quando nessuno vi è seduto?"

*A student asked his Master "How can I become a good designer?"
The Master answered "How much comfortable a chair is, when no one is seated on it?"*

STEFANO BIZZARRI & CLAUDIO CINTI

"Parliamo di "ispirazione olistica", per cui ogni nostro progetto è identificato come unità multidimensionale, come fusione dei sistemi di riferimento: passato, presente e futuro, ovvero sintesi perfetta di esperienza e vissuto, di ricerca e sperimentazione, unite ad una predisposizione all'innovazione. Il progetto come un unicuum, come un intero che racchiude l'essenza del tempo."

"We focus on holistic inspiration. All of our projects are intended as multi-dimensional units, as the coming together of different points of reference from the past, present, and future. Our projects are the perfect combination of experience, research, innovation, and a life lived. Our designs are unique and encapsulate the essence of time."



"Light is an entity that cannot be governed. It creates spaces, arouses emotions, and dictates atmospheres. It's an energy that flows and accompanies the rhythm of life. And it's through lighting design that I'm able to shape the world, starting with the simple things in everyday life."



LAURA ALESI & SILVIA BRACONI

"Il design è divertimento e scoperta, ma soprattutto un lavoro di squadra che necessita di competenze e confronti!"

"Design is about fun and discovery, but above all, it's a team effort that requires skill and conversation."




CIRCUS

design matteo ugolini & edmondo testaguzza

Rivedo ancora quei poster pieni di colori.
Trapezisti volteggiare leggeri nell'aria.
Respiri trattenuti e sospesi per un tempo infinito
racchiusi in quel fantastico tendone rigato di un Circo.

*I can still picture those colourful posters.
Trapeze artists twirling weightlessly through the air.
Breaths taken and held for infinity
housed within a mesmerising striped circus tent.*




CIRCUS
design
matteo ugolini
edmondo testaguzza

NEWS




CIRCUS
design
matteo ugolini
edmondo testaguzza



Diffusore in vetro bianco in filigrana.
Shade in filigree white glass.


SE258 AB INT
sospensione
pendant
cm Ø32 x h 32
1 x max 105W E27


SE258 BB INT
sospensione
pendant
cm Ø24 x h 29
1 x max 105W E27


SE258 CB INT
sospensione
pendant
cm Ø24 x h 37
1 x max 105W E27

CIRCUS
design
matteo ugolini
edmondo testaguzza



MOON



BLOOM

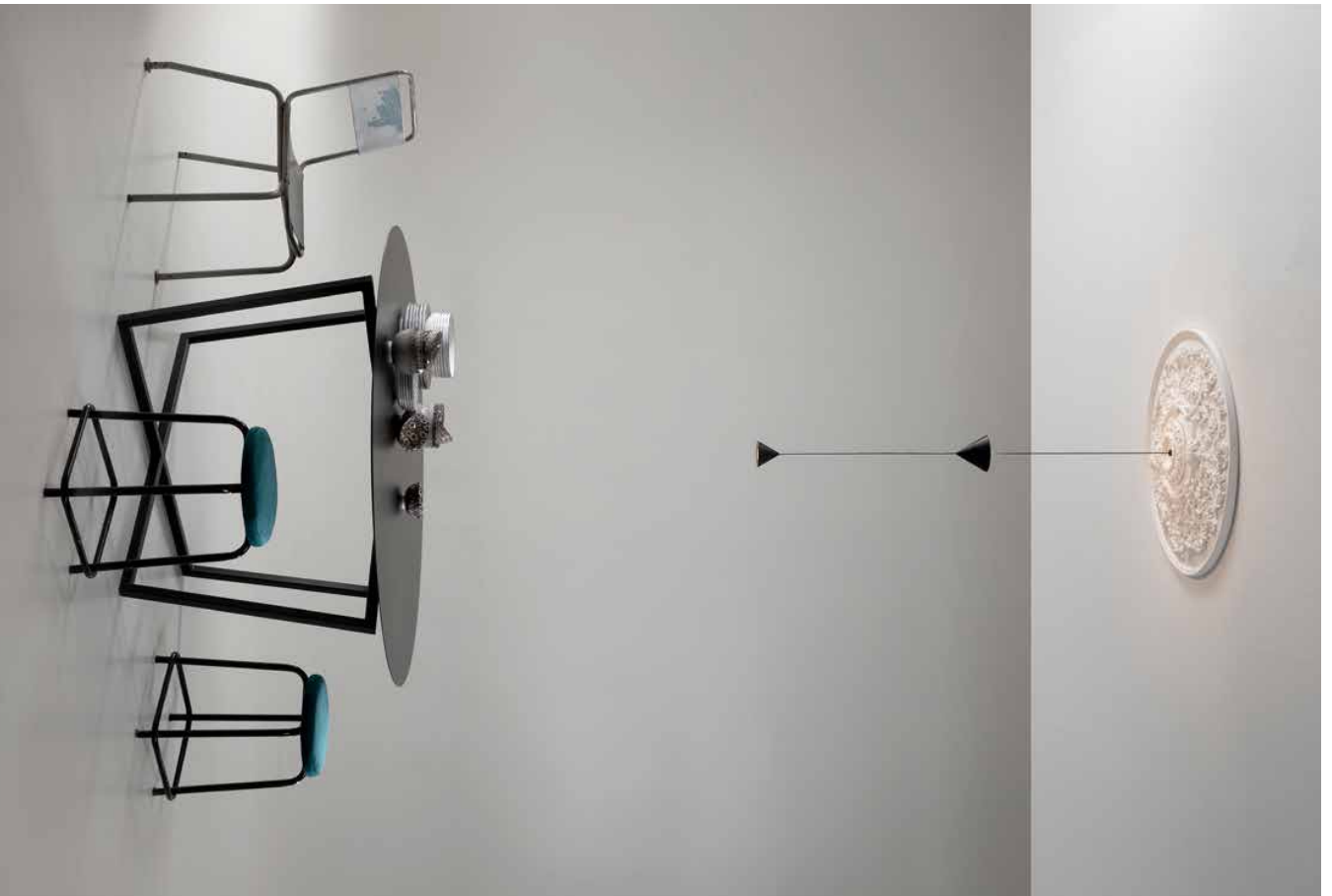

NEWS

Moonbloom

design matteo ugolini


Sospesa, sempre illuminata di luce riflessa. Corre l'anno 2060 e lei non è più un sogno ma la visione di una luna con un salto nel futuro. Quando l'uomo passeggerà tra i fiori che la rivestiranno.

Suspended and forever illuminated by reflected light. It's the year 2060 and she is no longer a dream, but the vision of a future moon. When humankind is able to walk among the flowers that grow on her surface.



MOONBLOOM
design
matteo ugolini

Struttura in alluminio nero opaco
e rosone in gesso bianco.
Structure in matt black
aluminium and white plaster
ceiling cup.




SE256 28 INT (3000K)
sospensione
pendant
cm Ø40 x h 300



SE256 48 INT (3000K)
SE256 88 INT (2700K)
sospensione
pendant
cm Ø75 x h 300

LED sopra/up 16,8W
1821 lumen
LED sotto/down 8,4W
907 lumen
CRI>90



SE256 18 INT (3000K)
SE256 58 INT (2700K)
sospensione
pendant
cm Ø40 x h 200
CRI>90



SE256 38 INT (3000K)
SE256 78 INT (2700K)
sospensione
pendant
cm Ø75 x h 200
CRI>90


LED sopra/up 16,8W
1821 lumen



MOONBLOOM
design
matteo ugolini



30 **KARWANI**



31



MOONBLOOM
design
matteo ugolini

NEWS

MOONBLOOM
design
matteo ugolini



FIREMAN

design marc sadler

Fireman è un chiaro tributo alla mitica scala aerea telescopica dei vigili del fuoco, e ricorda lo storico sistema di scale antincendio di New York. Una lampada che sposa design, funzionalità ed eleganza formale.

*The Fireman is a clear tribute to aerial fire ladders, and is reminiscent of New York's historic fire escapes.
A lamp that marries design, functionality and formal elegance.*



FIREMAN
design
marc sädler




FIREMAN
design
marc sadler

Struttura in alluminio nero opaco.
Structure in matt black aluminum.

HP268 1N INT (3000K)
HP268 2N INT (2700K)
piantana / floor lamp
cm 34 x 35 x h 215 (max h 325)
led \varnothing 8, 16.8W, 1980 lumen
led \varnothing 5, 8.4W, 900 lumen
dimmiabile by app





FIREMAN
design
marc sadler

XANA

Xana
design edmondo testaguzza

Dal mito asturiano.
Sono le fate o ninfe delle acque.
Si possono incontrare nelle notti di solstizio d'estate.
Il loro canto irradia di bellezza l'animo gentile.
Xana è seduzione, archetipo, presagio di ogni bene.

*Inspired by the Asturian myth,
these are the fairies and water nymphs
you encounter on long summer nights.
Their song radiates beauty into your soul.
Xana is seduction, originality, and a good omen.*



XANA
design
edmond o. testaguzza

Struttura in alluminio bianco opaco.
Structure in matt white aluminum.

HP260 1B EXT (73 cm)

HP260 2B EXT (96 cm)

HP260 3B EXT (130 cm)

plantana / floor lamp

stile included / picchetto h33
led 7,4W 958 lumen 3000K
p65

TLT



XANA
design
edmondo testaguzza

Struttura in alluminio bianco opaco
Structure in matt white aluminum

HP260 78 EXT (73 cm)

HP260 88 EXT (96 cm)

HP260 98 EXT (130 cm)

plantana / floor lamp

stake included / picchetto h 18

led 7.4W 958 lumen 3000K

IP65

TLT



XANA
design
edmondo testaguzza

Struttura in alluminio bianco opaco.
Structure in matt white aluminum.

HP260 4B EXT (69 cm)

HP260 5B EXT (92 cm)

HP260 6B EXT (126 cm)

plantana / floor lamp

attacco a terra / ground fastening accessory
led 74W 958 lumen 3000K
IP65

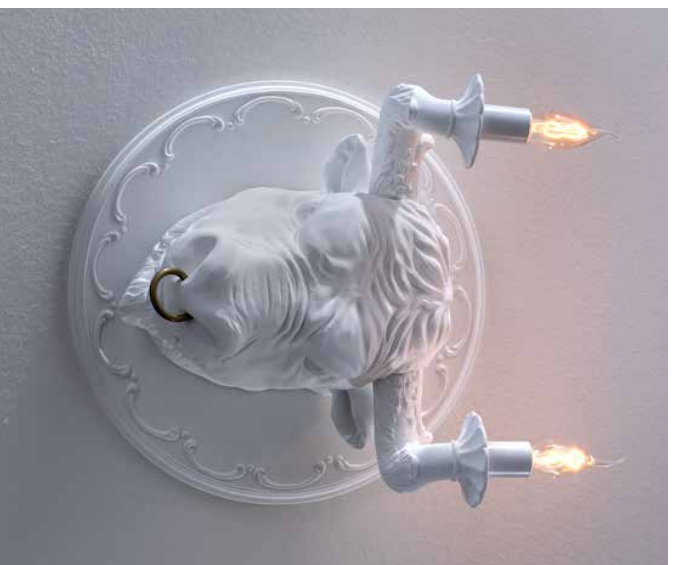


CORRADO

design matteo ugolini

Come un'edera che avvolge la corteccia di un albero, un antico lampadario classico si impossessa delle sue corna, avvolgendole con raffinata armonia creando una suggestione unica.

Like ivy wrapped around a tree, a classic chandelier takes possession of its horns, wrapping them in refined harmony to create a unique aesthetic.



CORRADO
design
matteo ugolini

Struttura in ceramica grigia opaca
Structure in matt grey ceramic



AP251 GR INT
applique
wall lamp
cm. 40 x 27
2 x max. 46W E14





CORRADO
design
matteo ugolini

Struttura in ceramica bianca opaca.
Strutture in matt white ceramic.

AP251 BC INT
applique
wall lamp
cm 40 x 27
2 x max 46W E14

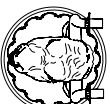


NEWS

CORRADO
design
matteo ugolini



Struttura in ceramica vellutata nera.
Structure in black velvet ceramic.



AP251 NR INT
applique
wall lamp
cm 40 x 27
2 x max 46W E14

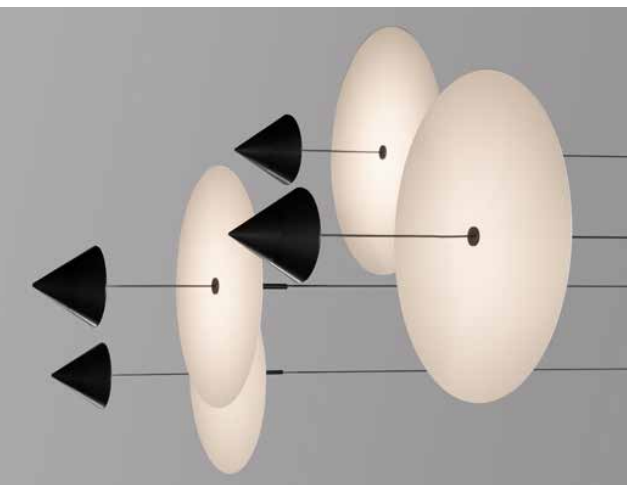
STRALLUNATA

design matteo ugolini


Dolce e chiara è la notte e senza vento,
e questa sovra i tetti e in mezzo agli orti
posa la luna, e di lontan rivela
serena ogni montagna.

(Giacomo Leopardi)

*The night is sweet and clear, without a breeze,
and the moon rests in the gardens,
calm on the roofs, and reveals, clear,
far off, every mountain.
(Giacomo Leopardi)*



STRALUNATA
design
matteo ugolini



Struttura in alluminio nero opaco e
piatto in alluminio bianco.
*Structure in matt black aluminium
and white aluminium plate.*


SE255 2N INT (3000K)
SE255 1N INT (2700K)

sospensione
pendenti
cm Ø23 x h 200
led 16,8W B21 lumen
CRI>90


SE255 4N INT (3000K)
SE255 3N INT (2700K)

sospensione
pendenti
cm Ø40 x h 200
led 16,8W B21 lumen
CRI>90





STRALUNATA
design
matteo ugolini



SIBILLA

design luca de bona & dario de meo



Sibilla, la voce della luce.

Per mezzo di un frame sospeso che anima lo spazio con l'audacia espressiva di un tratto grafico di ispirazione De Stijl, i flussi luminosi vengono incanalati come onde sonore e distribuiti in tutte le direzioni.

Sibilla, the voice of light.

Evoking the myth of the sibyls, who were famously interrogated to elicit prophecies, this light was designed as if it were sound travelling through space, making its radiant voice heard as it exudes a sense of both poeticism and practicality.



SIBILLA
design
luca de bona
dario de meo



Struttura in alluminio nero opaco.
Strutture in matt black aluminum.



SEZSO 1N/INT
sospensione
pendanti
cm 45 x 35 x h. 56
6 x max 33W E14



SEZSO 2N/INT
sospensione
pendanti
cm 65 x 53 x h. 64
9 x max 33W E14



SEZSO 3N/INT
sospensione
pendanti
cm 65 x 53 x h. 106
16 x max 33W E14





SIBILLA
design
luca di bona
dario de meo



SIBILLA
design
luca de bona
dario de meo






SIBILLA
design
luca de bona
dario de meo



NEWS

Struttura in alluminio bianco opaco.
Structure in matt white aluminum.



STANT




Stant

design edmondo testaguzza

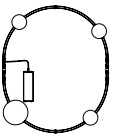
Barre portanti richiamano strutture ingegneristiche del passato. Strutture modulari elettrificate permettono l'inserimento di corpi illuminanti in quantità e disposizione libera, senza l'utilizzo di cavi elettrici di alimentazione. Massima libertà espressiva.

Support beams mimics industrial structures of the past. Modular electronic constructions make way for illuminated components, which can be freely installed and arranged. Allowing for maximum freedom of expression.




Struttura in alluminio opaco e sfere in vetro satinato bianco.
 Structure in matt aluminium and spheres in white frosted glass.


SE264 BB INT (black)
SE264 EE INT (white)
 sospensione / pendant
 cm Ø103 x 86 x h 200
 led 3 x 2,4W 304 lumen
 led 1 x 8,4W 907 lumen
 3000K



STANT
 design
 edmondo testaguzza




STANT
design
edmondo testaguzza



Struttura in alluminio opaco e sfere in
vetro satinato bianco.
*Structure in matt aluminium and spheres
in white frosted glass.*

SE264.CC.INT (black)
SE264.FF.INT (white)
sospensione / pendente
cm Ø159 x h 200 cm
led 4 x 2,4W 304 lumen
led 2 x 8,4W 907 lumen
3000K





Struttura e faretti in alluminio opaco e sfere in vetro satinato bianco.
 Structure and spotlights in matt aluminium and spheres in white frosted glass.

SE264 DD INT (white)

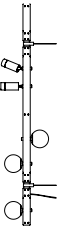
SE264 AA INT (black)

sospensione / pendant


cm 150 x 11 200

led 3 x 2,4W 304 lumen

led 2 x 8,4W 907 lumen
3000K



STANT
 design
 edmondo testaguzza



NEWS

STANT
design
edmondo testaguzza



Possibilità di realizzare composizioni custom, a sospensione o plafoniera.
Available as pendant or ceiling lamp.

STANT
design
edmondo testaguzza



Struttura e faretti in alluminio opaco e sfere
in vetro satinato bianco.
*Structure and spotlights in matt aluminum
and spheres in white frosted glass.*





FILOMENA


design matteo ugolini

La stanza come un foglio bianco, i cavi come i segni di una matita e i coni come un evidenziatore di tutti i colori e gli oggetti che ci circondano.

Rooms are blank slates, cables are pencil marks, and cones highlight the colours and objects that surround us.



FLOMENA
design
maestro ugolini



NEWS



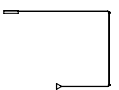
FILOMENA

design
matteo ugolini

Struttura in alluminio nero opaco.
Structure in matt black aluminium.

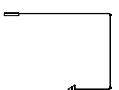
AP270 2N INT (3000K)
AP270 1N INT (2700K)

applique
wall lamp
cono / cone cm Ø8
led 8.4W 907 lumen
CRI>90



AP270 4N INT (3000K)
AP270 3N INT (2700K)

applique
wall lamp
cono / cone cm Ø11
led 16.8W 1821 lumen
CRI>90




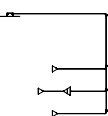
AP270 6N INT (3000K)
AP270 5N INT (2700K)

applique
wall lamp
cono / cone cm Ø8 + Ø11
led 16.8W 1821 lumen
led 8.4W 907 lumen
CRI>90

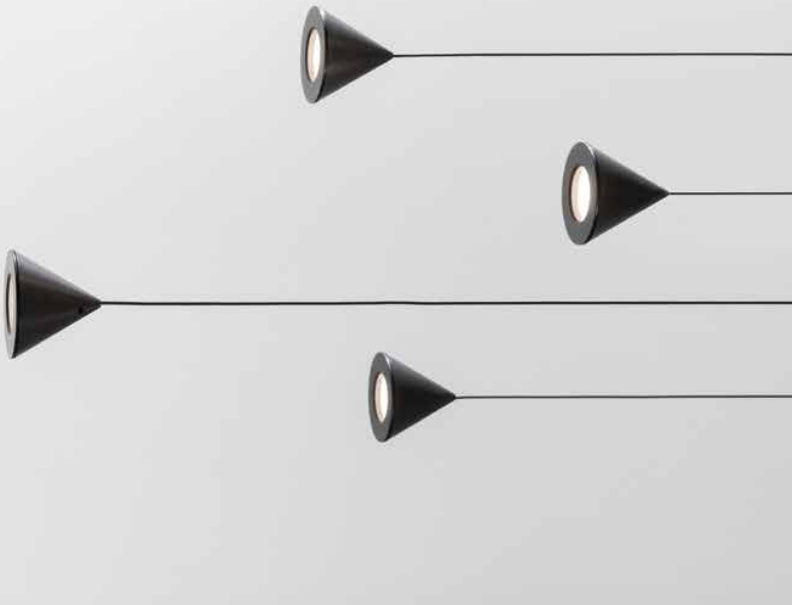


AP270 BN INT (3000K)
AP270 AN INT (2700K)

cluster applique
cluster wall lamp



FILomenA
design
materie ugolini



Struttura in alluminio nero opaco.
Structure in matt black aluminium.



SEZZO 2N INT (3000K)
SEZZO 1N INT (2700K)
sospensione / pendant
cono / cone cm Ø8 x h 200
led 8,4W 907 lumen
CRI>90

SEZZO 4N INT (3000K)
SEZZO 3N INT (2700K)
sospensione / pendant
cono / cone cm Ø11 x h 200
led 16,8W 1821 lumen
CRI>90

SEZZO 6N INT (3000K)
SEZZO 5N INT (2700K)
sospensione / pendant
cono / cone
cm Ø8 + Ø11 x h 200
led 16,8W 1821 lumen
led 8,4W 907 lumen
CRI>90

SEZZO BN INT (3000K)
SEZZO AN INT (2700K)
sospensione
pendant
cm Ø40

SEZZO DN INT (3000K)
SEZZO CN INT (2700K)
sospensione
pendant
cm Ø70





FILOMENA
design
matteo ugolini

Struttura in alluminio nero opaco
Structure in matt black aluminum

HP270 2N INT (3000K)
lampada cielo-terra

HP270 1N INT (2700K)
hanging-floor lamp
cono / cone cm Ø8
led 8.4W 907 lumen
CRI>90

HP270 4N INT (3000K)
lampada cielo-terra

HP270 3N INT (2700K)
hanging-floor lamp
cono / cone cm Ø11
led 16.8W 1821 lumen
CRI>90

HP270 6N INT (3000K)
lampada cielo-terra

HP270 5N INT (2700K)
hanging-floor lamp
cono / cone cm Ø8 + Ø11
led 16.8W 1821 lumen
CRI>90




MOVIDA

design matteo ugolini &
edmondo testaguzza



Lentamente si spegne il giorno.
Si accende la notte.
Luci e ombre in un gioco di rimandi inattesi.
È Movida.

*The day slowly fades.
The night takes hold.
Light and shadow in a game of unexpected reflections.
It's Movida.*



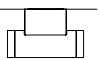
MOVIDA
design
matteo ugolini
edmondo testaguzza



MOVIDA
design
materie ugolini
edmondodo testaguzza

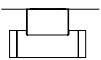


Struttura in alluminio bianco opaco.
Structure in matt white aluminium.



AP262 BC EXT (3000K)
applique / wall lamp
cm Ø5,5 x 9,8 x h 14,5
led 2 x 32W 410 lumen
CRI>90
IP55

Struttura in alluminio nero opaco.
Structure in matt black aluminium.



AP262 NR EXT (3000K)
applique / wall lamp
cm Ø5,5 x 9,8 x h 14,5
led 2 x 32W 410 lumen
CRI>90
IP55

Accessorio disco deflettore.
Deflector plate optional.



AC262 BN EXT
(alluminio bianco /
white aluminium)





MOVIDA
 design
 matteo ugolini
 edmondo testaguzza

MOVIDA
design
matteo ugolini
edmondo testaguzza





KARMAN

SO SPEN SIONI

pendant

111

24 KARATI

design matteo ugolini



Struttura in vetro trasparente.
Structure in clear glass.

SE104_1G_INT

(paiglierno / pale yellow)
SE104_1F_INT (tume/smoked)
sospensione / pendant
1 x max 70W E27

SE113_1G_INT

(paiglierno / pale yellow)
SE113_1F_INT (tume/smoked)
sospensione / pendant
cm Ø 28 p. 16
1 x max 70W E27

ALÌ E BABÀ

design matteo ugolini

Ispirata per nome e profilo alle favole orientali de Le mille e una notte, Ali & Babà è la collezione Karman più ricca per dimensioni e declinazioni, tutte di eguale temperamento. Come se "Accenditi Sesamo" divenisse un auspicio, oltre che una suggestione.

Inspired for name and profile to oriental fairy tales of One thousand and One nights, Ali & Babà is the richest in Karman's collection for dimensions and both declination, all of them having though the same temper. As if the speech "Light Up, Sesame" could become a wish, besides illusion.





ALË BABÀ
design
materie ugolini

Struttura in ceramica bianca lucida e paralume in lino bianco.
Structure in glossy white ceramic and shade in white linen.


SE62385
sospensione / pendant
cm Ø 25 h 65
1 x max. 52W E27

SE61985
sospensione / pendant
cm Ø 35 h 95
1 x max. 70W E27

SE62285
sospensione / pendant
cm Ø 30 h 65
1 x max. 52W E27

SE61885
sospensione / pendant
cm Ø 50 h 78
1 x max. 70W E27

Versioni disponibili:
A parete / SOSPENSIONE / PIANURA
TERRA / TAVOLO / OUTDOOR
Available versions:
WALL LAMP / PENDANT / FLOOR LAMP /
TABLE LAMP / OUTDOOR



ALIBABABY
design
materie ugolini

Struttura e paralume in ceramica bianca lucida.
Structure and shade in glossy white ceramic.

SE1017BC
sospensione / pendant
cm Ø 16 h 44
1 x max. 52W E27

Versioni disponibili: SOSPENSIONE / TAVOLO
Available versions: PENDANT / TABLE LAMP

ALLIBABIG

design matteo ugolini

118 KARMANI



Struttura in vetroresina.
Structure in fiberglass.

SE67V-INT
sospensione / pendant
cm Ø 40 h. 110
1 x max 105W (sotto/down) + 1 x 42W (sopra/up) E27

SE66V-INT
sospensione / pendant
cm Ø 50 h. 110
1 x max 105W (sotto/down) + 1 x 42W (sopra/up) E27

Versioni disponibili: APPLIQUE / SOSPENSIONE / PIANTANA TERRA / OUTDOOR
Available versions: WALL LAMP / PENDANT / FLOOR LAMP / OUTDOOR

ATELIER

design matteo ugolini

Paralume in poliestere pennellato.
Shade in polyester white painted.

SE6895
sospensione / pendant
cm 44,3 h. 57
1 x max 105W E27

Versioni disponibili: SOSPENSIONE / PANTANA TERRA
Available versions: PENDANT / FLOOR LAMP

AU REVOIR

design matteo ugolini




Struttura in vetro bianco opalino incanalato, componibile.
Structure in white opal glass in triple layer modular.



SOSPENSIONI | PENDANT

B A G

design baldessari e baldessari



by KARMAN





BAG
design
baldessari e baldessari

Struttura in ceramica lucida e
manico in metallo verniciato grigio.
Structure in smooth glossy ceramic
and handle in grey metal.


SEIS4 AB INT (bianca/white)
sospensione
pendant
cm Ø32 x h 32
1 x max 77W E27



SEIS4 CB INT (bianca/white)
SEIS4 CR INT (brunzo/bronze)
sospensione
pendant
cm Ø21 x h 20
1 x max 53W E27

Struttura in ceramica lucida con texture
e manico in metallo verniciato grigio.
Structure in glossy ceramic with texture
and handle in grey metal.


SEIS4 BB INT (bianca/white)
SEIS4 BR INT (brunzo/bronze)
sospensione
pendant
cm Ø32 x h 32
1 x max 77W E27


SEIS4 DB INT (bianca/white)
SEIS4 DR INT (brunzo/bronze)
sospensione
pendant
cm Ø21 x h 20
1 x max 53W E27

Versioni disponibili:
SOSPENSIONE / HANGING / PLANTINA TERRA
ÄNDRING WÄNDLAMP / TABLE LAMP
PENDANT / TABLE LAMP / FLOOR LAMP



SOSPENSIONI | PENDANT

BIBENDUM

DUM

SOSPENSIONI | PENDANT



Bibendum

design Paola Navone

Bibendum è una piccola magia luminosa. La magia che accade quando da una tradizione artigianale prende vita un oggetto inaspettato e divertente, capace di rendere un po' speciale la vita di ogni giorno.

Bibendum is a trick of lighting magic – the magic that happens when a handcrafted tradition gives rise to an unexpected, fun object, capable of making everyday life a little bit special.

BIBENDUM
design
paola navone



Diffusore in vetro.
Shade in glass.

SE198 AV INT (trasparente/clean) 2700K

SE198 AE INT (bianco/white) 2700K

SE198 AT INT (trasparente/clean) 3000K

SE198 AD INT (bianco/white) 3000K

sospensione / pendant
cm Ø15 h 8

LED 1x5W 500 lumen, CRI ≥ 80

SE198 CV INT (trasparente/clean) 2700K

SE198 CE INT (bianco/white) 2700K

SE198 CT INT (trasparente/clean) 3000K

SE198 CD INT (bianco/white) 3000K

sospensione / pendant
cm Ø30 h 35

LED 1x17W 700 lumen, CRI ≥ 80

SE198 BV INT (trasparente/clean) 2700K

SE198 BE INT (bianco/white) 2700K

SE198 BT INT (trasparente/clean) 3000K

SE198 BD INT (bianco/white) 3000K

sospensione / pendant
cm Ø35 h 25

LED 1x17W 700 lumen, CRI ≥ 80

BLACK OUT

design matteo ugolini



SOSPENSIONI | PENDANT



BLACK OUT
design marteo ugolini


Struttura in filamento di vetroresina
Structure in painted fiberglass.

SE1011B INT (bianco/white)
sospensione / pendant
cm Ø 35 h. 40
1 x max 53W E27

SE1012B INT (bianco/white)
SE1012T INT (trasparente/clear)
sospensione / pendant
cm Ø 50 h. 60
3 x max 53W E27

AC1011B INT
portacandele in ceramica bianca
candle-holder in white ceramic

Versioni disponibili: SOSPENSIONE / PENDING, TERRA / OUTDOOR
Available versions: PENDING / FLOOR LAMP / OUTDOOR





BRAILLE

design matteo ugolini

136 KARMANI



Struttura in vetro bianco satinato.
Structure in white frosted glass.

SE144_1B INT
sospensione / pendant
cm Ø25 x h.25
1x max 46W, E14

SE144_2B INT
sospensione / pendant
cm Ø40 x h.38
1x max 105W, E27

Versioni disponibili: TAVOLO / SOSPENSIONE / PLAFONIERA
Available versions: TABLE LAMP / PENDANT / CEILING LAMP

CAPODIMONTE

design matteo ugolini




Struttura in ceramica bianca
Structure in white ceramic.

SE129 1B INT.

sospensione
pendant
cm h. 26 ø 6
1 x max 20W GU10

Versioni disponibili: APPLIQUE / SOSPENSIONE
Available versions: WALL LAMP / PENDANT



SOSPENSIONI | PENDANT



CELLI

design matteo ugolini

Struttura in filo metallico, paralume in lino bianco.
Structure in metallic thread, shade in white linen.

SE614B (bianco/white)
SE614 CM INT (bronzo/bronze)
sospensione / pendant
cm ø 36, h. 55 + h. 29
1 x max. 42W E27



SE615B (bianco/white)
SE615 DM INT (bronzo/bronze)
sospensione / pendant
cm ø 55, h. 88 + h. 41
1x max. 52W E27



SE612B (bianco/white)
SE612 AM INT (bronzo/bronze)
sospensione / pendant
cm ø 57, h. 59 + h. 29
1x max. 52W E27



SE613B (bianco/white)
SE613 BM INT (bronzo/bronze)
sospensione / pendant
cm ø 84, h. 89 + h. 41
1x max. 52W E27



Versioni disponibili: SOSPENSIONE / HANGING, TERRA / OUTDOOR
Available versions: PENDANT / FLOOR LAMP / OUTDOOR

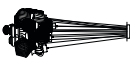
CERAUNNAVOLTA

design matteo ugolini & edimondo testaguzza

Struttura in vetro soffiato.
Structure in blown glass.



SE134 2T 00A (tiffany)
composizione multipla 12 vetri
multiple configuration 12
accessories
sospensione / pendant
cm Ø 45
3 x max 20W LED



SE134 3T 00C (tiffany)
SE134 3S 00C (trasparente/clear)
composizione multipla 17 vetri
multiple configuration 17
accessories
sospensione / pendant
cm Ø 55
3 x max 20W LED



SE134 1T 00D (tiffany)
SE134 1S 00D (trasparente/clear)
composizione multipla 22 vetri
multiple configuration 22
accessories
sospensione / pendant
cm Ø 60
4 x max 20W LED



SOSPENSIONI | PENDANT



CERAUNAVOLTA
design
matteo upolini
edmondo testaguzza

Struttura in vetro soffiato.
Structure in blown glass.

 **SE135 ST INT** (tiffany)
SE135 SS INT
(trasparente/clear)
sospensione / pendant
cm Ø 20 h. 23,5
1 x max 33W G9

 **SE135 3T INT** (tiffany)
SE135 3S INT
(trasparente/clear)
sospensione / pendant
cm Ø 13,5 h. 18
1 x max 33W G9

 **SE135 TT INT** (tiffany)
SE135 TS INT
(trasparente/clear)
sospensione / pendant
cm Ø 14,5 h. 17
1 x max 33W G9

 **SE134 3T INT** (tiffany)
SE134 3S INT
(trasparente/clear)
sospensione / pendant
cm Ø 13 h. 12,5
1 x max 33W G9

 **SE134 4T INT** (tiffany)
SE134 4S INT
(trasparente/clear)
sospensione / pendant
cm Ø 15 h. 17
1 x max 33W G9

 **SE134 ST INT** (tiffany)
SE134 SS INT
(trasparente/clear)
sospensione / pendant
cm Ø 16 h. 12,5
1 x max 33W G9




CUPIDO

design matteo ugolini

Un progetto che nasce con l'intento di far "innamorare".
Prende forma così Cupido, una lunga e minimale barra di luce
a led che trafigge un paralume in tessuto.

*A project originating with the intention of making two different worlds
"fall in love". This has given rise to Cupido, a long, minimal bar of led
light piercing a fabric lampshade.*



CUPIDO
design
materico ugolini



Struttura in alluminio nero opaco.
Structure in matt black aluminium.



SE194 AI INT
sospensione / pendant
cm Ø23 h 99
strip LED 2x18W 3920 lumen
bianco dinamico con app / tunable white by app
2700-5000K CRI ≈ 90



SE194 BI INT
sospensione / pendant
cm Ø25 h 149
strip LED 2x26W 5880 lumen
bianco dinamico con app / tunable white by app
2700-5000K CRI ≈ 90

Accessorio sospensione in cotone antracite.
Optional for pendant in charcoal cotton.



AC184 AB INT
(stampato / printed)
cm Ø23 h 24



AC184 AC INT
(non stampato / not printed)
cm Ø23 h 24



Diffusore in cotone antracite con stampa interna.
Shade in charcoal cotton with inner print.



SE194 CD INT
sospensione
pendant
cm Ø26 h 24
1 x max 50W E27



SE194 DD INT
sospensione
pendant
cm Ø40 h 42
1 x max 105W E27

DÉJÀ-VU

design matteo ugolini

150 KARMANI



Struttura in ceramica bianca, paralume in lino bianco.
Structure in white ceramic, shade in white linen.



SE627-458 (lucido/glossy)
SE117 3B INT (opaco/matt)
sospensione / pendant
cm 45 x 18 x H 32
1 x max 105W E27



SE627-60B (lucido/glossy)
SE117 4B INT (opaco/matt)
sospensione / pendant
cm 60 x 25 x H 45
1 x max 105W E27

SR014 3B INT
rosone in metallo per
composizione singola
ceiling cup for single pendant

SR034 1B INT
rosone in metallo per
composizione multipla
*ceiling cup for multiple
configuration*

Versioni disponibili: SOSPENSIONE / APPLIQUE
Available versions: PENDANT / WALL LAMP

DÉJÀ-VU NU

design matteo ugolini



Struttura in ceramica bianca opaca.
Structure in matt white ceramic.



SET17 1B INT

sospensione / pendant
cm 6,42 p.12 h.25
1 x max.42W E14



SET17 2B INT


sospensione / pendant
cm 6,60 p.17 h.32
1 x max.42W E14

SRO14 3B INT

rosone in metallo per composizione singola
ceiling cup for single pendant

SRO34 1B INT

rosone in metallo per composizione multiple
ceiling cup for multiple configuration



SOSPENSIONI | PENDANT

DIES NOX

design laura alesti & silvia braconi



Struttura in vetro.
Structure in glass.

-  **SE124 1T INT** (trasparente/clear)
- SE124 2N INT** (tabacco/tobacco)
- sospensione / pendant
- cm Ø 121, 36
- 11W LED, lumen 1060
- 3000K - dimmerabile / dimmable

AC124 3A INT
elemento per composizione multipla
component for horizontal composition

Versioni disponibili: **SOSPENSIONE / OUTDOOR**
Available versions: **PENDANT / OUTDOOR**

DOMENICA

design Luca de bona & dario de meo

Come un giorno di festa rompe la monotonia,
oltrepassa la materia, esplosione nello spazio
propagandosi come una melodia.

*Like a feast day breaks up the monotony,
goes beyond the matter, explodes in the space
spreading like a melody.*



Struttura in gesso bianco e rete metallica.
Structure in white plaster and wire netting.



(bianco/white) **SE102 1B INT**
(oro/gold) **SE102 1O INT**
sospensione / pendant
cm. ø 35 h. 39
1 x max. 70W E27



(bianco/white) **SE102 2B INT**
(oro/gold) **SE102 2O INT**
sospensione / pendant
cm. ø 50 h. 56
1 x max. 70W E27

Versioni disponibili: APPLICHE / SOSPENSIONE
Available versions: WALL LAMP / PENDANT

SOSPENSIONI | PENDANT

GANG



STER

SOSPENSIONI | PENDANT

Gangster

design matteo ugolini

Una gang di forme pure e semplici si aggira vestita completamente di bianco, tranne il suo leader che è anche foderato di bronzo; essa mira a portare luce morbida nei tuoi spazi...

A gang of pure and simple shapes roams completely dressed in white, but his leader who's also covered in gunmetal; their aim is to bring slick lighting to your surroundings...

GANGSTER
design
matteo ugolini



Diffusore in ceramica bianca lucida, interno color bronzo o bianco.
Shade glossy white ceramic, inner part bronze or white colour.

 **SE644 BR** (branco/white)
sospensione / pendant
cm Ø 28 h 20
1 x max 70W E27

 **SE643 BR** (branco/white)
sospensione / pendant
cm Ø 35 h 15
1 x max 70W E27

 **SE642 BR** (branco/white)
sospensione / pendant
cm Ø 48 h 35
1 x max 105W E27

 **SE641 BR** (branco/white)
sospensione / pendant
cm Ø 50 h 22
1 x max 105W E27

GHEBO

design Luca de bona & dario de meo



Struttura in metallo e vetro, trapezante.
Structure in metal and clear glass.

SE146 2C INT (cromo/chrone)



sospensione / pendant
cm b 83 x p11 x h 50
4 x max 42W, E14

SE146 1C INT (cromo/chrone)



sospensione / pendant
cm b115 x p11 x h 81
6 x max 42W, E14

Versioni disponibili: APPLIQUE / SOSPENSIONE
Available versions: WALL LAMP / PENDANT





GINGER

design edmondo testaguzza



GINGER
design
edmondo
testaguzza

Struttura in vetro trasparente.
Structure in clear glass.

SET16 2A INT

(pagliero/pale yellow)
SET16 2F INT (fume/smoked)
sospensione / pendant
cm ø 27 h 26
1 x max 77W E27

SET16 1A INT

(pagliero/pale yellow)
SET16 1F INT (fume/smoked)
sospensione / pendant
cm ø 30 h 20
1 x max 77W E27

SET16 3A INT

(pagliero/pale yellow)
SET16 3F INT (fume/smoked)
sospensione / pendant
cm ø 30 h 37
1 x max 77W E27

Versioni disponibili: SOSPENSIONI / OUTDOOR
Available versions: PENDANT / OUTDOOR

166 **KARMANI**




SOSPENSIONI | PENDANT

GONZAGA

design luca de bona, dario de meo & matteo ugolini

Gonzaga, una lampada che sembra danzare nello spazio con le sue geometrie minimali sulle quali luci e ombre si rincorrono all'infinito generando un silente dinamismo scenografico.

Gonzaga: a light that seems to dance in space with its minimal geometric shapes on which lights and shadows chase each other to infinity, generating a silent cinematic dynamism.



SOSPENSIONI | PENDANT

GONZAGA
design
luce de bona
dario de meo
materco ugolini

Struttura in alluminio.
Structure in aluminium.

SE185 GD EXT (bianco/white)
SE185 GC EXT (nero/black)
SE185 DD EXT (ottone/brass)
sospensione / pendant
cm Ø42 h 8
LED 13W 1200 lumen
2700K CRI ≥ 80
IP65

SE185 FD EXT (bianco/white)
SE185 FC EXT (nero/black)
SE185 DC EXT (ottone/brass)
sospensione / pendant
cm Ø42 h 8
LED 13W 1200 lumen
3000K CRI ≥ 80
IP65

SE185 ED EXT (bianco/white)
SE185 EC EXT (nero/black)
SE185 CD EXT (ottone/brass)
sospensione / pendant
cm Ø59 h 8
LED 13W 1200 lumen
2700K CRI ≥ 80
IP65

SE185 BD EXT (bianco/white)
SE185 BC EXT (nero/black)
SE185 CC EXT (ottone/brass)
sospensione / pendant
cm Ø59 h 8
LED 13W 1200 lumen
3000K CRI ≥ 80
IP65

Versioni disponibili: **SOSPENSIONE / OUTDOOR**
Available versions: **PENDANT / OUTDOOR**

170 **KARMAN**



KIMONO

design matteo ugolini



Struttura in vetroresina.
Structure in fiberglass.

SE636V-INT

sospensione / pendant
cm Ø 40 h 85
1 x max 105W E27

SE635V-INT

sospensione / pendant
cm Ø 50 h 70
1 x max 105W E27



Versioni disponibili: **SOSPENSIONE / OUTDOOR**
Available versions: **PENDANT / OUTDOOR**

LE PUPETTE

design edmondo testaguzza



Struttura in ceramica naturale
Strutture in natural ceramic

SE131 1B INT
sospensione
pendant
cm. Ø 44 h. 32
1 x max 77W E27

SE131 2B INT
sospensione
pendant
cm. Ø 30 h. 38
1 x max 77W E27


SE131 3B INT
sospensione
pendant
cm. Ø 32 h. 53
1 x max 77W E27



SOSPENSIONI | PENDANT

LE TRULLE

design edmondo testaguzza



Struttura in filo metallico e ceramica naturale.
Strutture in metallic thread and natural ceramic.


 **SE653T**
sospensione / pendant
cm Ø 58 x h. 91
1 x max 70W E27

 **SE654T**
sospensione / pendant
cm Ø 36 x h. 87
1 x max 70W E27

 **SE655T**
sospensione / pendant
cm Ø 26 x h. 71
1 x max 70W E27

LIFE

design matteo ugolini



Struttura in metallo color ruggine,
paralume in tessuto denim con finitura vintage.
Structure in rust metal, shade in fabric
denim with vintage processing.



SE650V
sospensione / pendant
cm Ø 36 h 57
1 x max 105W E27



SE652V
sospensione / pendant
cm Ø 55 h 48
1 x max 105W E27



SE651V
sospensione / pendant
cm Ø 55 h 48
1 x max 105W E27

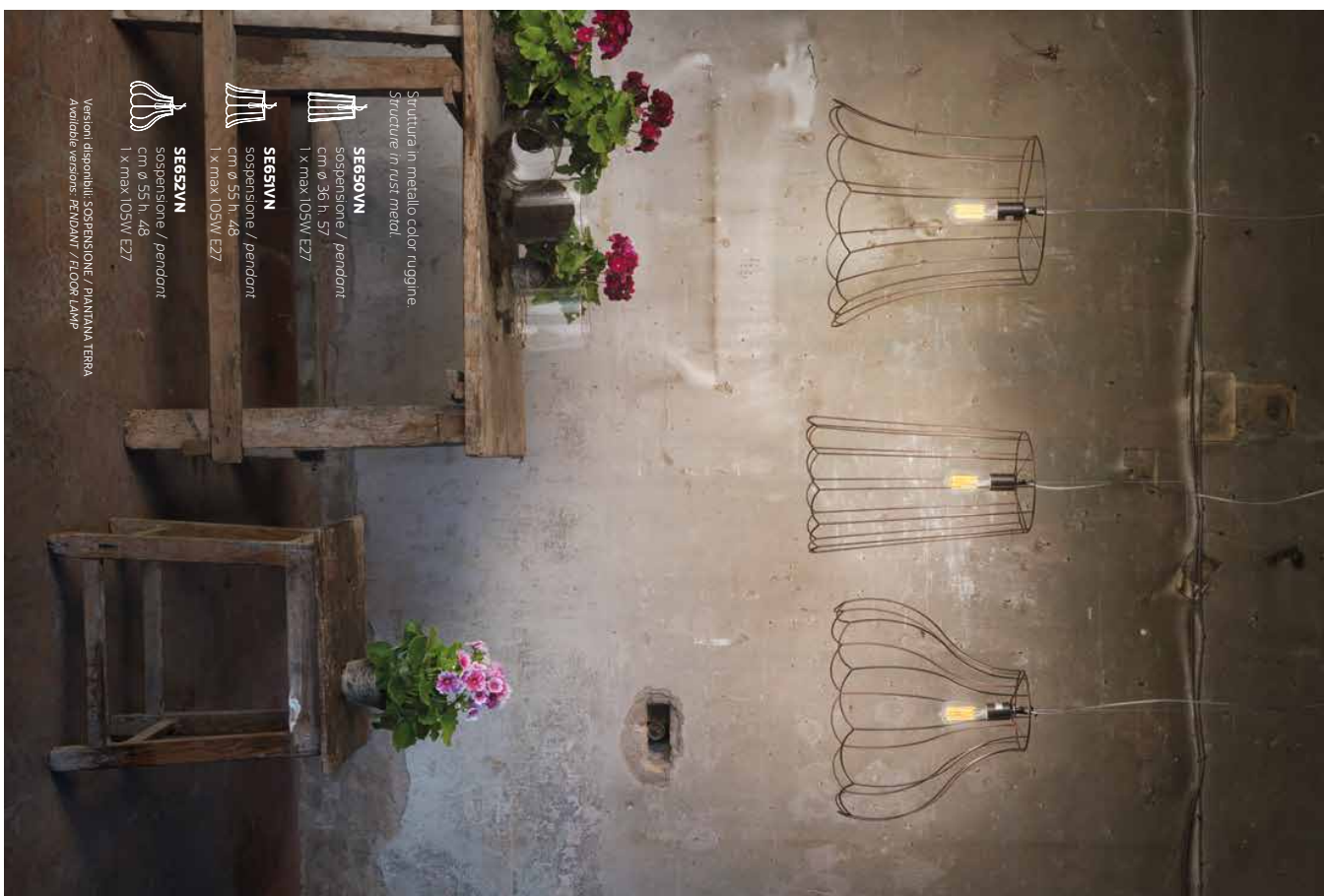
Versioni disponibili: APPLIQUE / SOSPENSIONE / PANTANA, TERRA
Available versions: WALL LAMP / PENDANT / FLOOR LAMP

LUCILLA

design matteo ugolini



180 KARMAVI



Struttura in metallo color ruggine.
Structure in rust metal.

SESSOVN

sospensione / pendant
cm ø 36 h 57
1 x max 105W E27



SESSIVN

sospensione / pendant
cm ø 55 h 48
1 x max 105W E27



SESSZVN

sospensione / pendant
cm ø 55 h 48
1 x max 105W E27

Versioni disponibili: SOSPENSIONE / PIANA/TAVOLA/TERRA
Available versions: PENDANT / FLOOR LAMP



MAKKEUP

design matteo ugolini

182 KARMANI



SOSPENSIONI | PENDANT

183

MAKEUP
design matteo ugolini

- Diffusore in vetro satinato.
Shade in frosted glass.
- ☐ **SET23 1F INT** (turbè/smoked)
sospensione / pendant
cm ø 17,5 h. 25
LED 8,6 W 940 lumen,
30000 K
 - ☐ **SET23 2F INT** (turbè/smoked)
sospensione / pendant
cm ø 17,5 h. 25
LED 8,6 W 940 lumen,
30000 K
 - ☐ **SET23 2T INT** (trasparente/clear)
sospensione / pendant
cm ø 17,5 h. 25
LED 8,6 W 940 lumen,
30000 K
 - ☐ **SET23 3F INT** (turbè/smoked)
sospensione / pendant
cm ø 15 h. 25
LED 8,6 W 940 lumen,
30000 K
 - ☐ **SET23 3T INT** (trasparente/clear)
sospensione / pendant
cm ø 15 h. 25
LED 8,6 W 940 lumen,
30000 K

Versioni disponibili: APPLIQUE / SOSPENSIONE
Available versions: WALL LAMP / PENDANT





MEK

design stefano bizzarri & claudio cinti

Visione futurista o riuso degli oggetti? Illusione luminosa o luminosa illusione? Mek è tutto questo. Un vero e proprio esercizio di re-design per un oggetto di grande valenza tecnica che assume i segni e la forma di una vera e propria lampada.

A futuristic vision or a re-use of objects? Just a luminous illusion? Mek stands for all that. A true proof of reshaping in design for an object of great technical value taking on signs and shapes of a real lighting fixture.





MEK
design
stefano bizzarri
claudio cinti

Struttura in ceramica.
Struttura in ceramica.

SE107 3B INT (bianco/white)
SE107 3R INT (bianco
bronzoi/white bronze)
SE107 3N INT (nero/black)
sospensione / pendant
cm ø 8 h. 26
1 x max. 105W E27

SE107 2B INT (bianco/white)
SE107 2R INT (bianco
bronzoi/white bronze)
SE107 2N INT (nero/black)
sospensione / pendant
cm ø 10 h. 25
1 x max. 105W E27


SE107 1B INT (bianco/white)
SE107 1R INT (bianco
bronzoi/white bronze)
SE107 1N INT (nero/black)
sospensione / pendant
cm ø 17 h. 18
1 x max. 105W E27



SOSPENSIONI | PENDANT

MOBY DICK

design matteo ugolini



Struttura in vetroresina, finitura esterna liscia, interna naturale. *Structure in fiberglass, smooth outer finishing, rough inner finishing.*



SE646P
sospensione / pendant
cm 90x30x h. 30
1 x max 70W E27



SE647G
sospensione / pendant
cm 150x55x h. 55
1 x max 105W E27

Versioni disponibili: APPLIQUE / SOFFIETTE / OUTDOOR
Available versions: WALL LAMP / PENDANT / OUTDOOR

M

O

N

O

SOSPENSIONI | PENDANT

Mono

idea di giovanna colapristi -
ABA Verona
coordinamento - sviluppo
prof. sotirios papadopoulos



Struttura in vetroresina bianca
e rete metallica color ruggine.
Structure in white fiberglass
and wire netting in rust iron.



SET08 IR INT
sospensione / pendant
cm 51x33h. 38
1 x max 105W E27

MANDO

design luca de bona & dario de meo

194 KARMANI



NANDO
design
Luce da buona
dario de meo

SOSPENSIONI | PENDANT



Struttura in metallo.
Structure in metal.

SEI09 1G INT (antiracle/
charcoal grey)
SEI09 1B INT (bianco/white)
SEI09 1O INT (oro/gold)
sospensione / pendant
cm 8x11 5 h. 35
1 x max 77W E27

SEI09 2G INT (antiracle/
charcoal grey)
SEI09 2B INT (bianco/white)
SEI09 2O INT (oro/gold)
sospensione / pendant
cm 8x11 5 h. 15
1 x max 77W E27

Versioni disponibili: APPLIQUE / SOSPENSIONE
Available versions: WALL LAMP / PENDANT

NORMA M

design edmondo testaguzza



Struttura in ceramica bianca opaca,
paralume in lino bianco.
Structure in matt white ceramic,
shade in white linen.



SEGAOEB
elemento bianco per sospensione multiple,
altezze regolabile.
White element for multiple composition,
adjustable height.
1 x max 52W E27


SR064 1B INT
rosone in metallo per composizione multiple
ceiling cup for multiple configurations

SR001 3B INT
rosone in metallo per composizione singola
ceiling cup for single pendant

Versioni disponibili: APPLIQUE / SOSPENSIONE / TAVOLO / PIANTANA TERRA
Available versions: WALL LAMP / PENDANT / TABLE LAMP / FLOOR LAMP

NOTREDAME

design Luca de bona & dario de meo



Struttura in tecnopolimero bianco.
Structure in white techno-polymer.

SE130 48 INT (3000lx)
SE130 68 INT (2700lx)
sospensione
pendant
cm h. 63 b. 56 p. 11

SE130 38 INT (3000lx)
SE130 58 INT (2700lx)
sospensione
pendant
cm h. 98 b. 83 p. 11

Struttura in tecnopolimero oro.
Structure in gold techno-polymer.

SE130 40 INT (3000lx)
SE130 60 INT (2700lx)
sospensione
pendant
cm h. 63 b. 56 p. 11

SE130 30 INT (3000lx)
SE130 50 INT (2700lx)
sospensione
pendant
cm h. 98 b. 83 p. 11

LED frontale / Front LED
13W, 1520 lumen, CRI > 80
Dimmerabile / Dimmable
Strip LED retroilluminazione
Backlight
3W, 280 lumen, CRI > 80
Dimmerabile / Dimmable

Versioni disponibili:
APPLIQUE / SOSPENSIONE / PLATONIERA
Available versions:
WALL LAMP / PENDANT / CEILING LAMP

PLANCTON CCTON

SOSPENSIONI | PENDANT

Plancton

design matteo ugolini

Struttura in vetroresina con bordi sfregiati.
Structure in fiberglass with unfinished borders.



5E648/1PB
sospensione / pendant
cm. ø 45 h. 25
1 x max. 70W E27



5E649/1GB
sospensione / pendant
cm. ø 75 h. 40
1 x max. 105W E27


Versioni disponibili: SOSPENSIONE / OUTDOOR
Available versions: PENDANT / OUTDOOR

SAHARA

design matteo ugolini



204 KARIMANI



SOSPENSIONI | PENDANT

SAHARA
design
matteo ugolini



Struttura in ceramica finitura lucida.
Structure in glossy ceramic.



SE667KB (bianco/white)
SE667KV (verde/green)
sospensione / pendant
cm Ø 14, h. 40
1 x max 70W E27



SE668KB (bianco/white)
SE668KV (verde/green)
sospensione / pendant
cm Ø 23, h. 17
1 x max 70W E27




SE669KB (bianco/white)
SE669KV (verde/green)
sospensione / pendant
cm Ø 29, h. 35
1 x max 70W E27



SE670KB (bianco/white)
SE670KV (verde/green)
sospensione / pendant
cm Ø 35, h. 24
1 x max 70W E27

SETTENANI COLLECTION

design matteo ugolini



**SETTENANI
COLLECTION**
design
matteo ugolini



Struttura in cemento grigio tortora.
Strutture in diverse concrete.

**SE6686N6 (PISOLO)**
sospensione
pendant
cm Ø 23 h. 20
1 x max 70W E27

**SE688N1 (EIOLO)**
sospensione
pendant
cm Ø 24 h. 34
1 x max 70W E27

**SE688N5 (MAMMOLO)**
sospensione
pendant
cm Ø 24 h. 23
1 x max 70W E27

**SE688N3 (BRONTOLO)**
sospensione
pendant
cm Ø 26 h. 36
1 x max 70W E27

**SE688N7 (GONGOLO)**
sospensione
pendant
cm Ø 26 h. 14
max 1x70W E27

**SE688N7 (BIANCALUCE)**
sospensione
pendant
cm Ø 34 h. 44
1 x max 70W E27

Versioni disponibili: SOSPENSIONE / OUTDOOR
Available versions: PENDANT / OUTDOOR



SHERWOOD E ROBIN



design matteo ugolini

Struttura in ceramica bianca opaca.
Structure in matt white ceramic.

SET51 AB INT
sospensione / pendant
cm Ø8 x h 11,5
(Sherwood-ghianda/acorn)
1 x max 53W E27

SET51 BB INT
sospensione / pendant
cm Ø8 x h 11,5
(Sherwood-ghianda/acorn)
1 x max 53W E27
cm 8 x 9 x h 44
(Robin-scolatoio/squirrel)

SET51 CB INT
sospensione / pendant
cm Ø8 x h 11,5
(Sherwood-ghianda/acorn)
1 x max 53W E27
cm 6 x 9 x h 44
(Robin-scolatoio/squirrel)





SOSPENSIONI | PENDANT



SISMA

design matteo ugolini

216 KARMA



Struttura in tondino metallico verniciato neravato.
Structure in construction site's ribbed rebar.



SEN12 TT INT
(naturale/natural)
SEN12 IB INT
(bianco/white)
sospensione / pendant
cm Ø 60 h 60
5 x max 7W E27

Versioni disponibili:
SOSPENSIONE / PIAZZATA TERRA
Available versions:
PENDANT / FLOOR LAMP

SNOOB

design matteo ugolini



Struttura in alluminio laccato.
Structure in lacquered aluminium




SEGO9B (bianco/white)
SEGO9N (nero/black)
sospensione a 16 bracci
pendant with 16 arms
cm Ø 130 h 45
32 x max 42W E14



SEG10B (bianco/white)
SEG10N (nero/black)
sospensione a 8 bracci
pendant with 8 arms
cm Ø 73 h 35
16 x max 42W E14



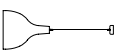
SOSPENSIONI | PENDANT



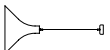
T-BLACK

design edmondo testaguzza

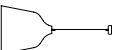
Struttura in gres antiriflette opaco,
interno in smalto bianco lucido.
Strutture in matti charcoal
stoneware, inner in glossy white.




SEISO AN INT
sospensione
pendant
cm Ø24 x h 27
1 x max 53W
E27



SEISO BN INT
sospensione
pendant
cm Ø27,5 x h 20
1 x max 53W E27



SEISO CN INT
sospensione
pendant
cm Ø31 x h 32
1 x max 70W E27



ULULÌ ULULÀ

design matteo ugotini

Vi regaliamo la Luna: ispiratrice di arte, progetti e sogni...

We give you the Moon: inspiring art, projects and dreams...



Struttura in vetroresina con inserti in pizzo.
Strucure in fibreglass with lace inserts.



SE64PB (ULULÌ)
sospensione / pendant
1 x max. 70W E27



SE64GB (ULULÀ)
sospensione / pendant
cm Ø 75
1 x max. 105W E27

Versioni disponibili: SOSPENSIONE / HANGING LAMP / OUTDOOR
Available versions: PENDANT / FLOOR LAMP / OUTDOOR

WORK IN PROGRESS

design matteo ugolini



WORK IN PROGRESS
design matteo ugolini

Struttura in ceramica bianca.
Structure in white ceramic.



SE125 1B INT
sospensione / pendant
cm h. 39 p. 10
1 x max 35W GU10

SRO01 3B INT
rosone in metallo per
composizione singola
ceiling cup for single
pendant

SRO25 1B INT
rosone in metallo per
composizione multipla
ceiling cup for multiple
configuration

Versioni disponibili: APPLIQUE / SOSPENSIONE
Available versions: WALL LAMP / PENDANT





Wowi

SOSPENSIONI | PENDANT

Wowi

design matteo ugolini

Vuole essere la provocazione, lo stupore, la sorpresa, l'invito ad uscire ogni tanto dagli schemi in un 'click' di luce.

It is supposed to be the provocation, wonder, surprise and a friendly invitation to step out of a frame of mind just in a 'click' of light (when you turn it on).



WOWI
design matteo ugolini

Paralume in lino bianco e
accessorio in ceramica bianca opaca.
Shade in white linen
and optional in matt white ceramic.



SE696CC
sospensione
pendant
cm ø 60 h. 40
max. 1x70W E27



SE697CO
Accessorio "Silver",
Optional "Silvorn",
cm b. 46 h. 26


CLUSTER

design edmondo testaguzza & matteo ugolini



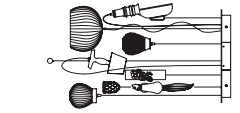
COMPOSIZIONE 070
design
edmondo testaguzza
matteo ugolini

SEO70BB INT

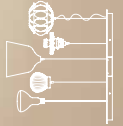





234 KARMAN



COMPOSIZIONE Ø50
 design
 edmon do testaguzza
 matteo ugolini
SE050 NT INT




COMPOSIZIONE 90
 design
 edmon do testaguzza
 matteo ugolini
SE090DB INT

SOSPENSIONI | PENDANT

235

KARMAN



PLAFO NIERE

ceiling lamp

BRAILLE

design matteo ugolini



Struttura in vetro bianco satinato.
Structure in white frosted glass.



PL144 1B INT
plafoniera / applique
ceiling lamp / wall lamp
1 x max 46W, E14



PL144 2B INT
plafoniera / applique
ceiling lamp / wall lamp
cm Ø40 x h. 38
1 x max 105W, E27

Versioni disponibili: APPLIQUE / TAVOLO /
SOSPENSIONE / PLAFONIERA
Available versions: PENDANT / CEILING LAMP

EDEN COLLECTION

design matteo ugolini



240 KARWAN



Struttura in ferro con diffusore in lycra bianco.
Iron structure with shade in white synthetic fiber (lycra).

 **API033B INT "EVA"**
applique/plafoniera
wall lamp/ceiling lamp
cm h 46,5 b 30 p 16
1 x max 46W E27

 **API032B INT "ADAMO"**
applique/plafoniera
wall lamp/ceiling lamp
cm h 72 b 38 p 19
2 x max 46W E27

 **API031B INT "EDEN"**
applique/plafoniera
wall lamp/ceiling lamp
cm h 115 b 82 p 23
3 x max 46W E27

Versioni disponibili: APPLIQUE / PLAFONIERA
Available versions: WALL LAMP / CEILING LAMP

PLAFONIERE | CEILING LAMP

NOTREDAME

design Luca de bona & dario de meo



Struttura in tecnopolimero bianco.
Structure in white techno-polymer.



PL130 48 INT (3000K)
plafoniera/applique
ceiling/wall lamp
cm h. 63 b. 56 p. 11



PL130 58 INT (3000K)
plafoniera/appique
ceiling/wall lamp
cm h. 98 b. 83 p. 11

Struttura in tecnopolimero oro.
Structure in gold techno-polymer.



PL130 60 INT (2700K)
plafoniera/appique
ceiling/wall lamp
cm h. 63 b. 56 p. 11



PL130 30 INT (3000K)
plafoniera/appique
ceiling/wall lamp
cm h. 98 b. 83 p. 11

LED frontale / Front LED
13W, 1520 lumen, CRI > 80
Dimmerabile / Dimmable
Strip LED retroilluminazione
backlight
3W, 280 lumen, CRI > 80
Dimmerabile / Dimmable

Versioni disponibili:
Apendice 2000 / 3000K
MURALE / WALL LAMP
PLAFONIERA / CEILING LAMP



PLAFONIERE | CEILING LAMP

R.O.M.A.

design Luca de bona & dario de meo



PLAFONIERE | CEILING LAMP



Struttura in gesso bianco e
prima bianco satinato.
*Structure in matt white plaster
and white methacrylate (primo).*



PL210 AC INT (2700K)
PL210 AB INT (3000K)
plafoniera / ceiling lamp
cm 58 x 10 x 69
23,8W / 2893 lumen, 700lmA
IP20



KARMAN



APPLI QUE

wall lamp

ALÌ E BABÀ

design matteo ugolini



Struttura e paralume in ceramica naturale predisposta per la tinteggiatura.

Structure and shade in white rough ceramic, can be painted or decorated at user discretion.

AP625
applique / wall lamp
cm L 30,5 h. 60 p. 18,5
1 x max 52W E27

Struttura in ceramica naturale predisposta per la tinteggiatura e paralume in lino bianco.

Structure in white rough ceramic, can be painted or decorated at user discretion and shade in white linen.

AP625LS
applique / wall lamp
cm L 29 h. 60 p. 20
1 x max 52W E27

Struttura in ceramica bianca lucida e paralume in lino bianco.

Structure in glossy white ceramic, and shade in white linen.

AP625CBS
applique / wall lamp
cm L 29 h. 60 p. 20
1 x max 52W E27

Struttura e paralume in ceramica bianca lucida.

Structure and shade in glossy white ceramic.

AP625B
applique / wall lamp
cm L 30,5 h. 60 p. 18,5
1 x max 52W E27

Versioni disponibili:
MURALE / PENSILIONE / PIANTANA
TERRELLA / TAVOLO / OUTDOOR
Arredabile versioni:
WALL LAMP / PENDANT / FLOOR LAMP /
TABLE LAMP / OUTDOOR



APPLIQUE | WALL LAMP

ALLIBABIG

design matteo ugolini



APPLIQUE | WALL LAMP

Struttura in vetroresina.
Struttura in fibreglass.



H625V-INT
plantana / applique
floor / wall lamp
cm 73x48 h 130
4 x max 23W E27

Versioni disponibili: APPLIQUE / SOSPENSIONE / PIANTANA, TERRA / OUTDOOR
Available versions: WALL LAMP / PENDANT / FLOOR LAMP / OUTDOOR

AMARCORD

design matteo ugolini




Struttura in cemento bianco
e diffusore in vetro.
Structure in white concrete
and shade in glass.

AP121 1B INT (trasparente/clear)
AP121 1F INT (fumé/smoked)
AP121 1S INT (trasparente
satinato/clear frosted)
applique / wall lamp
cm 12x13 h. 38
1 x max 52W E27

Struttura in cemento grigio tortora
e diffusore in vetro.
Structure in dove grey concrete
and shade in glass.

AP121 1G INT (trasparente/clear)
AP121 1I INT (fumé/smoked)
AP121 1S INT (trasparente
satinato/clear frosted)
applique / wall lamp
cm 12x13 h. 38
1 x max 52W E27

Versioni disponibili: APPLIQUE / TABLE
Available versions: WALL LAMP / TABLE LAMP




APPLIQUE | WALL LAMP

AMSTERDAM

design matteo ugolini

La lampada Amsterdam entra di diritto nel fantastico e luminoso "zoo di Karmann": ispirata a un bulldog di casa nella capitale olandese ma famoso in tutto il mondo...

The Amsterdam lamp takes its rightful place in the fantastic and bright "Karmann zoo": it's inspired by a bulldog that has found its home in the Dutch capital city and become famous throughout the world...



APPLIQUE | WALL LAMP

Struttura in ceramica opaca.
Struttura in matt ceramic.

API91 BA INT (grigio/grey)

API91 BA INT (bianco/white)

applique / wall lamp

cm 41 x 25

3 x max 10W LED E27



APRILE



APPLIQUE | WALL LAMP

Aprile

design matteo ugolini

Struttura in ceramica bianca.
Structure in white ceramic.



AP132_IB_INT
applique / wall lamp
cm 50x18 h 35
l x max 52W E27

BINARELL

design giorgio biscaro



Struttura in ceramica bianca opaca e
vetro satinato.
Structure in matt white ceramic and
frosted glass.



AP200 AT INT (2700K)
AP200 AD INT (3000K)

applique / wall lamp
cm L 23 h 13 p 10
LED sopra/up
735W 958 lumen
LED sotto/down
24W 324 lumen
CRI ≈ 80



AP200 BT INT (2700K)
AP200 BD INT (3000K)


applique / wall lamp
cm L 23 h 13 p 10
LED sopra/up
735W 958 lumen
LED sotto/down
24W 324 lumen
CRI ≈ 80



APPLIQUE | WALL LAMP

BRAILLE

design matteo ugolini



Struttura in vetro bianco satinato.
Structure in white frosted glass.



PL144_IB_INT
applique / wall lamp
cm Ø25 x h 25
1 x max. 46W, E14



PL144_ZB_INT
applique / wall lamp
cm Ø40 x h 38
1 x max. 105W, E27

Versioni disponibili: APPLIQUE / TWIDIO / SOSPENSIONE / PIARONIERA.
Available versions: WALL LAMP / TABLE LAMP / PENDANT / CEILING LAMP.

APPLIQUE | WALL LAMP

CAPODIMONTE

design matteo ugolini



264 KARMAN



Struttura in ceramica bianca opaca.
Struttura in matt white ceramic.

 **AP129 1B INT**
applique / wall lamp
cm. h. 26 p. 13 ø 6
1 x max 35W GU10

Versioni disponibili: APPLIQUE / SOFFERSONNE
Available versions: WALL LAMP / PENDANT

APPLIQUE | WALL LAMP

265

CUBANO

design matteo ugolini


Fortemente ispirato a terre lontane, ai viaggi che ognuno di noi intraprende e a tutto ciò che ci lasciano dentro. Con il suo enorme e caratteristico becco, Cubano rispecchia alla perfezione la filosofia Karman. Stupire, emozionare e non lasciare indifferenti.

Strongly inspired by distant lands, voyages, by what they leave inside us. With its enormous and characteristic beak, Cubano perfectly respects the Karman philosophy. Amaze, touch and never go unnoticed.



AP142 1B INT
applique / wall lamp
cm b.47 x p.20 x h.45
lx max 52W, E27

Struttura in ceramica bianca opaca.
Structure in matt white ceramic.



APPLIQUE | WALL LAMP



DÉJÀ-VU

design matteo ugolini



Struttura in ceramica bianca, paralume in lino bianco.
Structure in white ceramic, shade in white linen.

 **AP627-45B** (lucido/glossy)
AP117 3B INT (opaco/matt)
applique braccio piccolo / wall lamp
cm 45x18 h. 32
1 x 52W E27

 **AP627-60B** (lucido/glossy)
AP117 4B INT (opaco/matt)
applique braccio grande / wall lamp
cm 60x25 h. 45
1 x 52W E27

Versioni disponibili: APPLIQUE / SOSPENSIONE
Available versions: WALL LAMP / PENDANT

DOMENICA


design luca de bona & dario de meo



270 KARMANI



Struttura in gesso bianco e rete metallica.
Structure in white plaster and wire netting.

 **AP102 18 IN T** (bianca/white)
AP102 10 IN T (oro/gold)
applique / wall lamp
cm 35x17,5 h. 39
1 x max. 52W E27

Versioni disponibili: APPLIQUE / SOFENSIONE
Available versions: WALL LAMP / PENDANT

APPLIQUE | WALL LAMP


271

EDEN COLLECTION

design matteo ugolini



272 KARMAN



APPLIQUE | WALL LAMP

Struttura in ferro con diffusore in lycra bianco.
Iron structure with shade in white synthetic fiber (lycra).

 **AP103 3B INT "EVA"**
applique / plafoniera
wall lamp / ceiling lamp
cm h 46,5 b 30 p 16
1 x max 46W E27

 **AP103 2B INT "ADAMO"**
applique / plafoniera
wall lamp / ceiling lamp
cm h 72 b 38 p 19
2 x max 46W E27

 **AP103 1B INT "EDEN"**
applique / plafoniera
wall lamp / ceiling lamp
cm h 115 b 82 p 23
3 x max 46W E27

Versioni disponibili: APPLIQUE / PLAFONIERA
Available versions: WALL LAMP / CEILING LAMP


273

GHEBO

design Luca de bona & dario de meo

Ispirato dai raggi del sole, sulle acque che percorrono la trama intrecciata dei canali di Venezia (in veneziano detti "barene" o "ghebi").

Inspired by the reflections of the sun on the network of the water canals in Venice (in Venetian called "barene" or "ghebi").



Struttura in metallo e vetro trasparente.
Structure in metal and clear glass.



AP146 3C INT (cromo/crome)
applique / wall lamp
cm 54,9 x 14 x 11,55
2 x max 42W, E14

Versioni disponibili: APPLIQUE / SOSPENSIONE
Available versions: WALL LAMP / PENDANT


APPLIQUE | WALL LAMP

LIFE

design matteo ugolini



276 KARWANI



Struttura in ferro color ruggine, rivestimento tessuto denim con finitura vintage.
Structure in rust iron fabric denim with vintage processing.



AP652V
applique / wall lamp
cm L 43 p. 23 h. 36
1 x max 70W E27

Versioni disponibili: APPLIQUE / SOGGIENZIONE / PIANTANA TERRA
Available versions: WALL LAMP / PENDANT / FLOOR LAMP

MAKE

UP



Makeup

design matteo ugolini

Diffusore in vetro satinato.
Shade in frosted glass.



AP123 1F INT (fume/smoked)
AP123 1T INT (trasparente/clear)
applique / wall lamp
cm. ø 17,5 h. 25
LED 8,6 W, 940 lumen,
3000 K



AP123 2F INT (fume/smoked)
AP123 2T INT (trasparente/clear)
applique / wall lamp
cm. ø 17,5 h. 25
LED 8,6 W, 940 lumen,
3000 K



AP123 3F INT (fume/smoked)
AP123 3T INT (trasparente/clear)
applique / wall lamp
cm. ø 15 h. 25
LED 8,6 W, 940 lumen,
3000 K

Versioni disponibili: APPLIQUE / SOSPENSIONE
Available versions: WALL LAMP / PENDANT

MARNINI

design matteo ugolini



Struttura in ceramica bianca opaca.
Struttura in matt white ceramic.
AP645M
applique / wall lamp
cm 36x43 h 37
1 x max 70W/E27



MOBY DICK



Moby Dick design matteo ugolini

Struttura in vetroresina, finitura esterna liscia
interna naturale
Structure in fiberglass, smooth outer finishing
rough inner finishing





Ape64
applique / wall lamp
cm 90X30 h 30
2 x max 52W E27

Versioni disponibili: APPLIQUE / SOSPENSIONE / OUTDOOR
Available versions: WALL LAMP / PENDANT / OUTDOOR

NANDO

design Luca de bona & dario de meo



Struttura in metallo.
Structure in metal.

- AP109 28 INT (bianco/white)
 - AP109 26 INT (antracite/
charcoal grey)
 - AP109 20 INT (oro/gold)
- applique / wall lamp
cm 9x11,5 h 15
L x max 52W E27

Versioni disponibili: APPLIQUE / SOFFERSONNE
Available versions: WALL LAMP / PENDING

APPLIQUE | WALL LAMP

NORMA M

design edmondo testaguzza



Struttura in ceramica bianca opaca,
paralume in lino bianco.
Structure in matt white ceramic,
shade in white linen.



APG40B
applique, altezza regolabile
wall lamp, adjustable in height
cm ø 22 h 40
1x max 52W E27



Versioni disponibili: APPLIQUE / SCOPENSIONE / TAVOLO / PIANTANATERRA
Available versions: WALL LAMP / PENDANT / TABLE LAMP / FLOOR LAMP

NOTREDAME

design luca de bona & dario de meo

Evocare il fascino della luce naturale che si irradia attraverso i rosioni delle cattedrali gotiche... In Notredame convivono presente e futuro, forma e luce; la veste poetica nasconde un'anima tecnologica risvegliando emozioni antichissime.

Recall the main appeal of natural light spreading out through rose windows of Gothic cathedrals... In Notredame present and future coexist, as well as form and lighting: its poetical appearance hides a technological soul stirs very old emotions.



APPLIQUE | WALL LAMP



NOTREDAME
design
luca de bona
dario de meo

Struttura in tecnopolimero oro.
Structure in gold techno-polymer



PL130 40 INT (3000K)
PL130 60 INT (2700K)
platonera/applique
ceiling/wall lamp
cm h. 63 b. 56 p. 11



PL130 30 INT (3000K)
PL130 50 INT (2700K)
platonera/applique
ceiling/wall lamp
cm h. 98 b. 83 p. 11

Struttura in tecnopolimero bianco.
Structure in white techno-polymer




PL130 48 INT (3000K)
PL130 68 INT (2700K)
platonera/applique
ceiling/wall lamp
cm h. 63 b. 56 p. 11



PL130 38 INT (3000K)
PL130 58 INT (2700K)
platonera/applique
ceiling/wall lamp
cm h. 98 b. 83 p. 11

LED frontale / Front LED
13W, 1520 lumen, CRI > 80
Dimmerabile / Dimmable
Strip LED retroilluminazione
backlight
3W, 280 lumen, CRI > 80
Dimmerabile / Dimmable

Versioni disponibili: APPLIQUE / SOSPENSIONE / PLACONIERA
Available versions: WALL LAMP / PENDANT / CEILING LAMP



APPLIQUE | WALL LAMP

TI VEDO

design matteo ugolini



Struttura in ceramica bianca opaca.
Structure in matt white ceramic.

AP105_IB_INT
applique / wall lamp
cm p.20 b.36 h.40
2 x max. 53W E27

Versioni disponibili: APPLIQUE / TAVOLO
Available versions: WALL LAMP / TABLE LAMP

APPLIQUE | WALL LAMP

UGGO

RILLA

APPLIQUE | WALL LAMP

Ugo Rilla

design matteo ugolini

Ugo Rilla non nasce per emozionare, con l'espressione e la rabbia con cui strappa una delle più grandi invenzioni dell'uomo, urla in segno di protesta facendo riflettere su cosa sia in grado di fare verso la natura e i suoi simili.

Ugo Rilla is not created to excite, with the expression and the rage with which it rips up one of man's greatest inventions, it screams as a mark of protest making us wonder what it is capable to doing to nature and its peers.





UGO RILLA
design matteo ugolini



AP152 GR INT
applique / wall lamp
cm Ø41,5 x p 24
3 x max 10W LED E27*

*sono consigliate lampadine in plastica
*we recommend to use plastic light bulbs

Struttura in ceramica grigia opaca.
Structure in matt grey ceramic.



AP152 BB INT
applique / wall lamp
cm Ø41,5 x p 24
3 x max 10W LED E27*

*sono consigliate lampadine in plastica
*we recommend to use plastic light bulbs

Struttura in ceramica bianca opaca.
Structure in matt white ceramic.



APPLIQUE | WALL LAMP

UMARELL

design giorgio biscaro



APPLIQUE | WALL LAMP

Struttura in ceramica bianca opaca
e vetro satinato.
Structure in matt white ceramic
and frosted glass.



AP199 HP INT (2700K)

AP199 HT INT (3000K)

applique / wall lamp

cm L 18 h 10 h 13

LED sopra/Up

735W/958 lumen

LED sotto/Down

2.4W/324 lumen

CRi ≥ 80

Accessorio in ceramica bianca opaca.
Optional in matt white ceramic.



AC199 AC INT

cm h 13

AC199 BC INT


cm h 16

AC199 CC INT

cm h 15

VA-LENTINA

design matteo ugolini



APPLIQUE | WALL LAMP

Struttura in alluminio laccato bianco e lumaca in ceramica bianca opaca.
Structure in white lacquered aluminium and snail in matt white ceramic.



APTIS OB INT
applique / wall lamp
cm 30x17 h. 20
2x8,4W LED, 960 lumen, 3000K



ACTIS OB INT
accessorio / optional
cm 110 p.5 h.6

WORK IN PROGRESS

design matteo ugotini

La famiglia da cui proviene illumina i cantieri più estremi, lei al contrario invasa da un candido bianco e da romantici decori floreali entra in punta di piedi e con delicatezza negli ambienti più intimi e raffinati.

The family it derives from lights up construction sites whereas Work in Progress is overwhelmed of a pure white and romantic floral decorations and it enters on tiptoe in the most refined and intimate spaces.




Struttura in ceramica bianca opaca.
Structure in matt white ceramic.

AP125 18 INT
applique / wall lamp
cm 12x14 h 39
1 x max. 35W GU10

Versioni disponibili: APPLIQUE / SOSPENSIONE
Available versions: WALL LAMP / PENDANT

APPLIQUE | WALL LAMP




design
lennart
matteo ugolini
edmondo testaguzza





Struttura in alluminio nero opaco e panna bianco.
 Structure in matt black aluminium and white methacrylate (pmma).

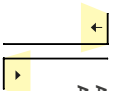
AP216N3 INT (3000K)
AP216N4 INT (2700K)
 applique / wall lamp
 cm 56 x 56 x 190
 12W, strip led 24V 1660 lumen
 IP20



Y
 design
 lennart
 matteo ugolini
 edmondo testaguzza

Struttura in alluminio nero opaco e panna bianco.
 Structure in matt black aluminium and white methacrylate (pmma).

AP216N2 INT (2700K)
AP216N1 INT (3000K)
 applique / wall lamp
 cm 56 x 56 x 190
 12W, strip led 24V
 1660 lumen
 IP20



KARMAN



TA VOLO

table lamp

ALÍ E BABÀ

design matteo ugolini



ALÍ E BABÀ

design matteo ugolini

Struttura in ceramica bianca lucida e paralume in lino bianco.
Structure in glossy white ceramic and shade in white linen.



C1016BS
lampada da tavolo
table lamp
Ø 35 h 68 cm
1 x max 70W E27

ALIBABABY

design matteo ugolini

Struttura in ceramica bianca lucida e paralume in lino bianco.
Structure in glossy white ceramic and shade in white linen.



C1077BS
lampada da tavolo
table lamp
Ø 20 h 40 cm
1 x max 42W E14


Versioni disponibili:
APPLIQUE / SOUSPENSIONE / PIANTANA
TERRA / TAVOLO / OUTDOOR
Available versions:
WALL LAMP / PENDANT / FLOOR LAMP /
TABLE LAMP / OUTDOOR

AMARCORD

design matteo ugolini



312 KARMANI



TAVOLO | TABLE LAMP

Struttura in cemento bianco e diffusore in vetro.
Structure in white concrete and shade in glass.

- CT121 1B INT** (trasparente/clear)
- CT121 BF INT** (fumo/smoked)
- CT121 BS INT** (trasparente satinato/
clear frosted)

lampada da tavolo / table lamp
cm Ø12 x h. 38
1 x max.52W E27

Versioni disponibili: APPLIQUE / TAVOLO
Available versions: WALL LAMP / TABLE LAMP

BACCICO

design matteo ugolini



314 KARIMANI



Struttura in vetro bianco satinato.
Structure in white frosted glass.

CT143 1B INT (5000K)

CT143 2B INT (2700K)
lampada da tavolo / table lamp
cm Ø9 x h 34

LED 3,3 W 250 lumen
alimentata a batterie ricaricabili
autonomia batterie 6 ore
rechargeable batteries with
6 hours autonomy



Versioni disponibili: TAVOLO / SOSPENSIONE
Available versions: TABLE LAMP / PENDANT

TAVOLO | TABLE LAMP

315

BACCO
design matteo ugolini



TAVOLO | TABLE LAMP

PERBACCO
design matteo ugolini

Struttura in tondino metallico
laccato in polietilene grigio chiaro.
Strutture in metal rebor
light grey polyethylene lacquered.



AC432GINT
accessorio cestino / basket optional
cm h 32 x p 22 x h 32

BAG

design baldessari e baldessari



Struttura in ceramica lucida con texture
e manico in metallo verniciato grigio.
Structure in glossy ceramic with texture
and handle in grey metal.



CT154 DB INT (bianca/white)

lampada da tavolo / table lamp
cm 21 x 22 x h 21,5
1 x max 5W LED E27*

*si consiglia l'utilizzo di lampadina bianco latte
white milk bulb is recommended

Struttura in ceramica lucida
e manico in metallo verniciato grigio.
Structure in smooth glossy ceramic
and handle in grey metal.



CT154 CB INT (bianca/white)

lampada da tavolo / table lamp
cm 21 x 22 x h 21,5
1 x max 5W LED E27*

*si consiglia l'utilizzo di lampadina bianco latte
white milk bulb is recommended

Versioni disponibili: TAVOLO / SOFFERSONE / PANTANA TERRA
Available versions: TABLE LAMP / FERNANI / FLOOR LAMP

BRAILLE

design matteo ugolini



320 KARMANI

Diffusore in vetro bianco satinato.
Shade in white frosted glass.



CT14_1B_INT
lampada da tavolo
table lamp
cm Ø25 x h.25
1 x max 46W, E14



CT14_2B_INT
lampada da tavolo
table lamp
cm Ø40 x h.38
1 x max 105W, E27

Versioni disponibili: APPIQUE / TAVOLO /
SOSPESA / PENDENTE / FENDIANT /
A parete / versione: WALL LAMP / TABLE LAMP /
PENDANT / CEILING LAMP



TAVOLO | TABLE LAMP


321

NORMA M

design edmondo testaguzza

Questo è un gioco, uno di quelli che si facevano allora. Il vento sempre a farci compagnia. Sospesi nel vuoto come stelle brillavano nella notte blu.
(A Norma M.)

*That is one of the many games we played at that time. The wind was always with us. Dangling in space, hanging like stars we were shining in the blue night.
(To Norma M.)*



Struttura in ceramica bianca opaca,
paralume in lino bianco.
Structure in matt white ceramic,
shade in white linen.

C1640PB8

lampada da tavolo / table lamp
cm Ø 22 h. 40
1 x max 60W E27

Versioni disponibili: APPLICQUE / TAVOLO / SOSPENSIONE / PANTANA
Available versions: WALL LAMP / TABLE LAMP / PENDANT / FLOOR LAMP

TI VEDO

design matteo ugolini



TAVOLO | TABLE LAMP



ATTENZIONE! Apparecchio artistico, tenere lontano dalla portata dei bambini.
ATTENTION! Decorative lamp, keep out of reach of children.

Struttura in ceramica bianca opaca.
Structure in matt white ceramic.



CT105 TB INT

lampada da tavolo

table lamp

cm Ø 24 h 41

2 x max 53W E27

Versioni disponibili: APPLIQUE / TAVOLO
Available versions: WALL LAMP / TABLE LAMP

KARMAN



PLAN TANE TERRA

floor lamp

ACCIPPI

CCCHIO




Accipicchio

design matteo ugolini

La vita non è un gioco. Ma con la luce potrebbe... anzi, può diventare. Nasce da qui l'idea di rendere un oggetto luminoso, così minimale, dinamico e divertente.

Life is no game. But with light, it could... it can be. Hence the idea of making a light fixture so minimal, dynamic and fun.

PIANTANE-TERRA | FLOOR LAMP



ACCIPICCHIO
design
marcello ugolini

struttura in vetro prex bianco
satinato e alluminio nero opaco
*Structure in frosted white glass
and matt black aluminium.*

HP213N2 INT (2700K)
HP213N1 INT (3000K)
pendant / floor lamp
cm 185 x 26
60W, simpled 24V
8000 lumen
IP20

AC213N3 INT
accessorio picchio
woodpecker optional

AC213N4 INT
accessorio rete tubolare
tubular netting optional



PIANTANE-TERRA | FLOOR LAMP

ALFRED

design stefano bizzarri & claudio cinti



Struttura in metallo laccato opaco.
Structure in matt lacquered metal.



HP128 2N INT (nero/black)
HP128 1B INT (bianco/white)
piantana / floor lamp
cm h. 175 b. 35 p. 23
1 x max 52W E27

PIANTANE-TERRA | FLOOR LAMP

ALIBIG

Alibig
design matteo ugolini

Struttura in vetroresina.
Structure in fiberglass.




H025V-INT
piantana/applicque
floor/wall lamp
cm L 73 p. 48 h. 130
4 x max 23W E27

H025V-EXT
piantana/applicque
floor/wall lamp
cm L 73 p. 48 h. 130
4 x max 23W E27
IP65

Versioni disponibili:
APPLIQUE / SOSPENSIONE / PIANTANA, TERRA / OUTDOOR
WALL LAMP / PENDANT / FLOOR LAMP / OUTDOOR

ALÌ E BABÀ

design matteo ugolini



336 KARMANI



Struttura in ceramica bianca lucida e paralume in lino bianco.
Structure in glossy white ceramic and shade in white linen.

H6025CBS
piantana con fissaggio a parete
wall fixed floor lamp
cm L 39 p. 23 h. 150
1 x max. 70W E27

Versioni disponibili:
APPLIQUE / SOUSPENSIONE / PANTANA TERRA / TAVOLO / OUTDOOR
Available versions:
WALL LAMP / PENDANT / FLOOR LAMP / TABLE LAMP / OUTDOOR

ATELIER

design matteo ugolini

Il suo paralume come un vestito di alta sartoria,
cucito e decorato completamente a mano.

*Its lampshade looks like a dress of haute couture,
completely handmade tailored and decorated.*



Struttura in metallo e paralume in poliestere pennellato.
Structure in metal and shade in polyester white painted.

H60895
plantana
floor lamp
cm Ø 49 h. 183
1 x max 150W E27

Versioni disponibili: SOSPENSIONE / PANTANA TERRA
Available versions: PENDANT / FLOOR LAMP





BAG

design baldessari e baldessari



Struttura in ceramica lucida con texture e manico in metallo verniciato grigio
Structure in glossy ceramic with texture and handle in grey metal.



HP154 BR INT (bianca/white)
HP154 BR INT (bronzo/bronze)
lampada da terra / floor lamp
cm. 32 x 35 h. 31
1 x max 15W LED E27*

Struttura in ceramica lucida e manico in metallo verniciato grigio.
Structure in smooth glossy ceramic and handle in grey metal.



HP154 AB INT (bianca/white)
HP154 AB INT (bronzo/bronze)
lampada da terra / floor lamp
cm. 32 x 35 h. 31
1 x max 5W LED E27*

* Si consiglia l'utilizzo di lampadina bianco latte
**white milk bulb is recommended*

Versioni disponibili: TAVOLO / SOSPENSIONE / PIANTANA TERRA
Available versions: TABLE LAMP / PENDANT / FLOOR LAMP

BLACKOUT

design matteo ugolini

342 KARMANI

Struttura in metallo verniciato bianco e paralume in filamento di vetroresina. Structure in white painted metal and shade in fiberglass.

HP101 2B INT (bianco/white)
HP101 2T INT (trasparente/clear)

piantana / floor lamp
cm b. 60 h. 180
3 x max 52W E27



AC101 1B INT
portacandele in ceramica bianca
candole holder in white ceramic

Versioni disponibili:
SOSPENSIONE / PIANTANA TERRA / OUTDOOR
Available versions:
PENDANT / FLOOR LAMP / OUTDOOR



PIANTANE-TERRA | FLOOR LAMP

343



Cell

Cell

Cell
design matteo ugolini

Oltre duemila anni fa in Cina prendevano il volo le prime lanterne nel cielo. Cell ne ricalca la struttura e lo spirito, serrando l'aria con un sottile filo metallico.

Over two thousand years ago in China, the very first lanterns took to the sky. Cell emulates their structure and their spirit, ying the air tight with a thin metal wire.



CELL
design
matteo ugolini

Struttura in filo metallico, paralume in lino bianco.
Structure in metallic thread, shade in white linen



M614B (bianco/white)
CT614 CM INT (bronzo/bronze)
lampada da terra / floor lamp
cm Ø 36 h. 58
1 x max 52W E27



M615B (bianco/white)
HP615 DM INT (bronzo/bronze)
lampada da terra / floor lamp
cm Ø 55 h. 88
1 x max 52W E27



M612B (bianco/white)
CT612 AM INT (bronzo/bronze)
lampada da terra / floor lamp
cm Ø 57 h. 62
1 x max 52W E27



M613B (bianco/white)
HP613 BM INT (bronzo/bronze)
lampada da terra / floor lamp
cm Ø 64 h. 89
1 x max 70W E27

Versioni disponibili: SOPESSIONE / MAINTAIN TERRA / OUTDOOR
Available versions: PENDANT / FLOOR LAMP / OUTDOOR



PIANTANE-TERRA | FLOOR LAMP

CUPIDO

design matteo ugolini



Struttura in alluminio nero opaco.
Struttura in matt black aluminum.

HP94 B3 INT
lampada cielo terra
hanging-floor lamp
cm 08
strip LED 28W
3100 lumen
bianco dinamico con app
tunable white by app
2700-5000K CRI ≥ 90



PIANTANE-TERRA | FLOOR LAMP

CUPIDO
design
matteo ugolini

Struttura in alluminio nero opaco
e cemento grigio tortora.
*Structure in matt black
aluminium and dove grey
concrete.*

HP194A2 INT
piantana / floor lamp
cm Ø25 h 220
stilo LED 36W
3920 lumen
bianco dinamico con app
*tunable white by app
2700-5000K CRI ≥ 90*

Accessorio per piantana in
cotone antistatico.
*Optional for floor lamp in
charcoal cotton.*



AC184, BB INT
(stampato / printed)
cm Ø23 h. 24



AC184, BC INT
*(non stampato
not printed)*
cm Ø23 h. 24




DON'T TOUCH


design matteo ugolini

Dare all'oggetto non solo la funzione di illuminare,
ma anche il potere di trasmettere a chi lo guarda una voglia
irresistibile di sfiorarlo.

*Not only give the object the function of illuminating,
but also the power to transmit to those who look at it
an irresistible desire to touch it.*




Struttura in tecnopolimero grigio opaco,
banchette in PVC bianco opaco.
Struttura in matt grey techno-polymer
sticks in matt white PVC.



HP153 AB INT (3000lx)
HP153 BB INT (2700lx)
lampada da terra / floor lamp
cm 67,2 x h 108
LED module 1x29W / 2600 lm
CRI ≥ 80


Versioni disponibili: PIANTANA, TERRA / OUTDOOR
Available versions: FLOOR LAMP / OUTDOOR

PIANTANA-TERRA | FLOOR LAMP



LIFE

design matteo ugolini



Struttura in metallo color ruggine,
paralume in tessuto denim con finitura vintage.
Structure in rust metal, shade in fabric
denim with vintage processing.





H605TV
piantana
floor lamp
cm. ø 55 h. 175
1 x max 250W E27

Versioni disponibili: APPLICHE / SOSPENSIONE / PIANTANA TERRA
Available versions: WALL LAMP / PENDANT / FLOOR LAMP

LUCILLA

design matteo ugolini



Struttura in metallo color ruggine.
Structure in rust metal.



H6051VN


piantana
floor lamp
cm ø 55 h 175
1 x max 250W E27

Versioni disponibili: SOSPENSIONE / PIANTANA TERRA
Available versions: PENDANT / FLOOR LAMP

NORMANN

design edmondo testaguzza


358 KARMANI



Struttura in ceramica bianca opaca, paralume in lino bianco.
Structure in matt white ceramic, shade in white linen.

H640BB

piantana bianca, con ancoraggio a soffitto, altezza regolabile
white floor lamp, with ceiling fixing, adjustable in height
cm ø 22 h. 40
1 x max 70W E27



Versioni disponibili: APPLIQUE / TAVOLO / SOSPENSIONE / PIANTANA TERRA
Available versions: WALL LAMP / TABLE LAMP / PENDANT / FLOOR LAMP

O T T A

V O



Ottavo

design matteo ugolini

Struttura in tecnopolimero bianco.
Structure in white techno-polymer.



HP155 AB INT

lampada da terra

floor lamp

cm Ø235 x h 65,5

1 x max 5W LED GU10

HP155 AB EXT

lampada da terra

floor lamp

cm Ø235 x h 65,5

1 x max 5W LED GU10

IP55

Versioni disponibili: PIANTANA TERRA / OUTDOOR
Available versions: FLOOR LAMP / OUTDOOR

PIRLA

design stefano bizzarri & claudio cinti

Gira, rigira e ci inebria con il suo turbinio e si riavvolge il nastro dei ricordi:
di quando fanculli - in momenti di pura gioia e spensieratezza -
guardavamo ipnotizzati il rotolare della trottoia, e mentalmente
sfidavamo il suo rimanere in bilico prima della caduta, contando il tempo.

*It turns and turns and inebriates us with its swirling, rewinding the tape of our
memories: when, as children - in those moments of pure joy and light-heartedness -
we watched the top spin, hypnotized, and we challenged
its hanging in the balance, counting the seconds in our mind.*



PIRLA
design
stefano bizzarri
claudio cini




Struttura in resina bianca opaca.
Structure in matt white resin.

HP215 GB INT
lampada da terra / floor lamp
cm 55 x 45 Ø
3 x max 28W E27
IP20



SISMA

design matteo ugolini




Struttura in tondino metallico verniciato neriato.
Strutture in construction sites ribbed rebat.



HP1218 INT (bianco/white)
HP1217 INT (naturale/natural)
piantana / floor lamp
cm ø 63 h. 166
3 x max 77W E27

Versioni disponibili: **SOSPENSIONE** / **PIANTANA TERRA**
Available versions: **PENDANT** / **FLOOR LAMP**



PIANTANE-TERRA | FLOOR LAMP

TOBIA

design matteo ugolini



368 KARMANI



Struttura in tecnopolimero bianco.
Structure in white techno-polymer.



HP145 1F INT
piantana
floor lamp
cm b. 31 p. 8 h. 165
13W LED, 1430 lumen
3000K



HP145 2P INT
piantana
floor lamp
cm b. 31 p. 8 h. 165
13W LED, 1430 lumen
3000K



HP145 3R INT
piantana
floor lamp
cm b. 46 p. 12 h. 165
13W LED, 1430 lumen
3000K

Versioni disponibili: PIANTANA, TERRA / OUTDOOR
Available versions: FLOOR LAMP / OUTDOOR

ULULÌ E ULULÀ

design matteo ugolini

Struttura in vetroresina con inserti in pizzo.
Structure in fiberglass with lace inserts.



M648PB (ULULÌ)
lampada da terra
floor lamp
cm Ø 45
1 x max 70W E27



M649GB (ULULÀ)
lampada da terra
floor lamp
cm Ø 75
1 x max 105W E27

Versioni disponibili: SOSPENSIONE / PIANTANE-TERRA / OUTDOOR
Available versions: PENDANT / FLOOR LAMP / OUTDOOR



KARMAN


OUT DOOR

ABACCHINA

design edmondo testaguzza

Piccole sfere di vetro soffiato, ancorate alla struttura metallica a parallelepipedo, rimandano ad un'attività ludica e allo scorrere delle palline sul pallottoliere.

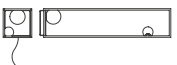
Little spheres of blown glass, secured to a rectangular metal frame, a reference to games, reminiscent of beads sliding along an abacus.



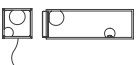
ABACHINA
design
edrondo testaguzza

Struttura - alluminio opaco
Struttura - matt aluminum
Diffusore - vetro bianco satinato
Shade - white frosted glass

HP291 N1 EXT (nero /black)
HP291 B1 EXT (bianco /white)
piantato/floor lamp
cm 22,5x22,5 h. 103
LED CC 3,2W 410 lm
+ 74W 958 lm, 3000K
IP65



HP291 N2 EXT (nero /black)
HP 291 B2 EXT (bianco /white)
piantato/floor lamp
cm 22,5x22,5 h. 70
LED CC 3,2W 410 lm
+ 74W 958 lm, 3000K
IP65




HP291 N3 INT (nero /black)
HP291 B3 INT (bianco /white)
piantato
floor lamp
cm 22,5x22,5 h. 103
LED CC 2,6W 360 lm,
rechargeable batteries 5V
3000K

HP 291 N4 INT (nero /black)
HP 291 B4 INT (bianco /white)
piantato
floor lamp
cm 22,5x22,5 h. 70
LED CC 2,6W 360 lm,
rechargeable batteries 5V
3000K



Accessorio - vassoio
Optional - tray

AC291 N1 EXT (nero /black)
AC291 B1 EXT (bianco /white)





AGGUA

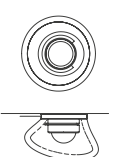
design matteo ugolini - edmondo testaguzza



Struttura in alluminio nero opaco
 Structure in matt black aluminium
 Diffusore in vetro
 Shade in glass

AP290 T1 EXT (trasparente/transparent)
AP290 S1 EXT (fodato/frosted)



applique
 wall lamp
 cm 13 x 9
 LED CC 350mA,
 32W, 410 lm 3000K
 IP44



OUTDOOR

ALIBABIG

design matteo ugolini



Struttura in vetroresina.
Struttura in fibreglass.

SEGI6V-EXT

sospensione

pendant

cm Ø 50 h. 110

2 X max 23W E27

IP65



Versioni disponibili: APPLICATION / SOSPENSIONE /
PANTANA TERRA / INDOOR /
PANTANA TERRA / INDOOR /
FLOOR LAMP / INDOOR

OUTDOOR

ALIBABIG
design
materie ugolini



SEGGIV-EXT
sospensione
pendenti
cm ø 40 h. 110
2 x max 23W E27
IP65

Versioni disponibili: APPLIQUE / SOSPENSIONE /
PIANTANA TERRA / INDOOR
Altre versioni: DAL LAMP / PENDANT /
FLOOR LAMP / INDOOR

382 **KARMANI**



OUTDOOR

383

ALBABIG
design
marco ugolini

Struttura in vetroresina
Structure in fiberglass

H625V-EXT
planetario/oppolique
floor/wall lamp
cm 73x48 h 130
4 x max 23W E27
IP65



Versioni disponibili: APPALIQUE / SOSPENSIONE /
PIANTANA TERRA / INDOOR
Available versions: WALL LAMP / PENDANT /
FLOOR LAMP / INDOOR



BLACK OUT

design matteo ugolini



Struttura in filamento di vetroresina.
Structure in fibreglass.



SE101 1B EXT (bianco/white)
SE101 1T EXT (trasparente/clear)
sospensione / pendant
cm Ø 35 h. 40
1 x max 23W E27
IP65



SE101 2B EXT (bianco/white)
SE101 2T EXT (trasparente/clear)
sospensione / pendant
cm Ø 50 h. 60
1 x max 23W E27
IP65




HP101 2B EXT (bianco/white)
HP101 2T EXT (trasparente/clear)
plantana / floor lamp
cm 60x180 Ø 50
1 x max 23W E27
IP65

Versioni disponibili: SOSPENSIONE / PLANTANA TERRA / INDOOR
Available versions: PENDANT / FLOOR LAMP / INDOOR

CELL

design matteo ugolini



Struttura in acciaio inox, paralume in metacrilato (PMMA) bianco. *Structure in stainless steel, shade in white methacrylate (PMMA).*



MG15-EXT (bianco/white)
HP615 DM EXT (bronzò/bronze)
lampada da terra / floor lamp
cm ø 55 h 88
1 X max 23W E27
IP65



MG12-EXT (bianco/white)
CT612 AM EXT (bronzò/bronze)
lampada da terra / floor lamp
cm ø 57 h 62
1 X max 23W E27
IP65



MG13-EXT (bianco/white)
HP613 BM EXT (bronzò/bronze)
lampada da terra / floor lamp
cm ø 84 h 89
1 X max 23W E27
IP65

Versioni disponibili:
SOSPENSIONE / PLANTANA TERRA / INDOOR
Available versions:
PENDANT / FLOOR LAMP / INDOOR

OUTDOOR

CELL
design
matteo ugolini





Struttura in acciaio inox, paralume in metacrilato (PMMA) bianco.
Structure in stainless steel, shade in white methacrylate (PMMA)

**SE615-EXT** (bianco/white)
SE615 DM EXT (bronzo/bronze)
sospensione / pendant
cm ø 55 h. 88
1 x max 23W E27
IP65

**SE612-EXT** (bianco/white)
SE612 AM EXT (bronzo/bronze)
sospensione / pendant
cm ø 57 h. 59
1 x max 23W E27
IP65

**SE613-EXT** (bianco/white)
SE613 BM EXT (bronzo/bronze)
sospensione / pendant
cm ø 84 h. 87
1 x max 23W E27
IP65

Versioni disponibili:
SOSPENSIONE / PLAVANNA TERRA / INDOOR
Available versions:
PENDANT / FLOOR LAMP / INDOOR

DOWN'T TOUCH

Don't Touch

design matteo ugolini


Struttura in tecnopolimero grigio opaco,
bachette in PVC bianco opaco.
Structure in matt grey techno-polymer, sticks in
matt white PVC.




HP53 AB EXT (3000K)
HP53 BB EXT (2700K)
lampada da terra / floor lamp
Ø42 x h.108 cm
LED module 1X29W, 2500 lm
CRI > 80 - IP67

Versioni disponibili: **PIANTANA TERRA / INDOOR**
Available versions: **FLOOR LAMP / INDOOR**

DON'T TOUCH
design
matteo ugolini



Struttura in tecnopolimero grigio opaco,
barchette in PVC bianco opaco.
Structure in matt grey techno-polymer sticks in
matt white PVC.



HP153 AB EXT (3000K)
lampada da terra / floor lamp
Ø42 x h 108 cm
LED module 1x23W, 2600 lm
CRI ≥ 80 - IP67

Versioni disponibili: PIANITANA, TERRA, L'INDOOR
Available versions: FLOOR LAMP / INDOOR

GINGER

design edmondo testaguzza



Struttura in vetro trasparente.
Structure in clear glass.

SET16 2A EXT
(paiglierino/pale yellow)
SET16 2F EXT (furne/smoked)
sospensione / pendant
cm Ø 27 h. 26
1 x max 52W E27
IP24

SET16 1A EXT
(paiglierino/pale yellow)
SET16 1F EXT (furne/smoked)
sospensione / pendant
cm Ø 30 h. 20
1 x max 52W E27
IP24


SET16 3A EXT
(paiglierino/pale yellow)
SET16 3F EXT (furne/smoked)
sospensione / pendant
cm Ø 30 h. 37
1 x max 52W E27
IP24

SET16 5A EXT
(paiglierino/pale yellow)
SET16 5F EXT (furne/smoked)
sospensione / pendant
cm Ø 27 h. 26
1 x max 52W E27
IP24

SET16 4A EXT
(paiglierino/pale yellow)
SET16 4F EXT (furne/smoked)
sospensione / pendant
cm Ø 30 h. 20
1 x max 52W E27
IP24

SET16 6A EXT
(paiglierino/pale yellow)
SET16 6F EXT (furne/smoked)
sospensione / pendant
cm Ø 30 h. 37
1 x max 52W E27
IP24

Versioni disponibili: SOSPENSIONE / INDOOR
Apendant version: PENDANT / INDOOR



OUTDOOR

GONZZAGGA

design

Luca de bona, dario de meo

& matteo ugolini



Struttura in alluminio.
Structure in aluminium.

SE185 GD EXT (bianco/white)
SE185 GC EXT (nero/black)
SE185 DD EXT (ottone/brass)
sospensione / pendant
cm Ø42 h 8
LED 13W 1200 lumen
2700K CRI ≥ 80
IP65

SE185 FD EXT (bianco/white)
SE185 FC EXT (nero/black)
SE185 DC EXT (ottone/brass)
sospensione / pendant
cm Ø42 h 8
LED 13W 1200 lumen
3000K CRI ≥ 80
IP65

SE185 ED EXT (bianco/white)
SE185 EC EXT (nero/black)
SE185 CD EXT (ottone/brass)
sospensione / pendant
cm Ø59 h 8
LED 13W 1200 lumen
2700K CRI ≥ 80
IP65

SE185 BD EXT (bianco/white)
SE185 BC EXT (nero/black)
SE185 CC EXT (ottone/brass)
sospensione / pendant
cm Ø59 h 8
LED 13W 1200 lumen
3000K CRI ≥ 80
IP65

Versioni disponibili: **SOSPENSIONE / INDOOR**
Available versions: **PENDANT / INDOOR**

KIMONO

design matteo ugolini



402 KARWANI



Struttura in vetroresina bianco.
Structure in white fiberglass.

SE63V-EXT
sospensione
pendant
cm. Ø 40 h. 85
1 x max 23W E27
IP65

Versioni disponibili: **SOSPENSIONE / INDOOR**
Available versions: **PENDANT / INDOOR**

OUTDOOR

403



KIMONO
design matteo ugolini

Struttura in vetroresina bianca.
Structure in white fiberglass.


SE635V-EXT
sospensione
pendant
cm Ø 50 h 70
1 x max 23W E27
IP65

Versioni disponibili: **SOSPENSIONE / INDOOR**
Available versions: **PENDANT / INDOOR**

OUTDOOR

LED A

design debonadameo




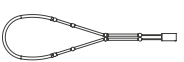


LEDA
design
debonadameo

Struttura - alluminio opaco
Structure - matt aluminium
Diffusore - silicone bianco opaco
Shade - matt white silicone

SE293 AO EXT (bronzo/bronze)
SE293 AN EXT (nero/black)

sospensione
pendant
cm 100 x 300 (max) Ø 2,3
LED 24V 14,4W 922 lm,
3000K
IP65



MOBY DICK

design matteo ugolini

Struttura in vetroresina, finitura esterna liscia, interna naturale
Structure in fiberglass, smooth outer finishing, rough inner finishing




SE666P-EXT
sospensione
pendant
cm 90x30 h. 30
1 x max 20W E27
IP24



SE667G-EXT
sospensione
pendant
cm 150x55 h. 55
1 x max 20W E27
IP24

Versione di parete
APPLIQUE / SOSPENSIONE LINDOOR
Aucolde e susiors
WALL LAMP / PENDANT / INDOOR

OUTDOOR



N

I

L

O

Nilo

design matteo ugolini

Un caldo pomeriggio di mezza estate, Sassocorvaro uno dei tanti magici borghi italiani e il suo fiume. Risveglio di rumori, profumi, grida felici e di quelle spensierate giornate passate con gli amici a giocare tra lo scorrere dell'acqua e quelle buffe e tanto decorative piante acquatiche.

A warm mid-summer afternoon in Sassocorvaro – one of the many magical Italian villages – and its river. The awakening of sounds, scents, happy shouts and carefree days spent playing with friends, between the running water and those funny ornamental water plants.

NILO
design
matteo ugolini



Struttura in alluminio nero opaco e diffusore in resina bianco opaco.
Structure in matt black aluminium and shade in matt white resin.

HP21DN EXT (118 cm)

HP21BN EXT (150 cm)

HP21CN EXT (220 cm)

3,2W 2700K

410 lumen, 350mA

picchetto / stake
IP65



Struttura in alluminio nero opaco e diffusore in resina bianco opaco.
Structure in matt black aluminium and shade in matt white resin.

HP21AN EXT (118 cm)


HP21BN EXT (150 cm)

HP21CN EXT (220 cm)

3,2W 2700K

410 lumen, 350mA

attacco a terra
ground fastening accessory
IP65



OUTDOOR

NILLO
design
materico ugolini




Struttura in alluminio nero opaco
e diffusore in resina bianca opaca.
Structure in matt black aluminium
and shade in matt white resin.

AP21PN EXT
applique / wall lamp
cm 64 x 9
32W 2700K
410 lumen 350mA
1824



PLANCTON

design matteo ugolini



Struttura in vetroresina con bordi sfrangiati.
Structure in fiberglass with unfinished
borders.



SEG48 / PB - EXT
sospensione / pendant
cm Ø 45 h. 25
1x max 20W E27
IP44



SEG49 / GB - EXT
sospensione / pendant
cm Ø 75 h. 40
1x max 20W E27
IP44

Versioni disponibili: SOSPENSIONE / INDOOR
Available versions: PENDANT / INDOOR

OUTDOOR

P O I S

design matteo ugolini

Struttura - alluminio nero opaco
Structure - matt black aluminium
Diffusore - resina bianca
Shade - white resin

HP292 AN EXT

piantano
floor lamp
cm h. 93
LED 3.2w, 410 lm,
3000K
IP65

HP292 BN EXT

piantano
floor lamp
cm h. 118
LED 3.2w, 410 lm,
3000K
IP65

HP292 CN EXT

piantano
floor lamp
cm h. 158
LED 3.2w, 410 lm,
3000K
IP65



SETTENANI COLLECTION

design matteo ugolini

Struttura in cemento grigio tortora.
Structure in dove grey concrete.



SE886N6-EXT (PISOLO)

sospensione / pendant
cm Ø 23 h 20
16,6W, 1250 lumen CRI > 90
3200K
dimmerabile / dimmable
IP65



SE888N5-EXT (MAMMOLO)

sospensione / pendant
cm Ø 24 h 23
16,6W, 1250 lumen CRI > 90
3200K
dimmerabile / dimmable
IP65



SE881N1-EXT (EOLIO)

sospensione / pendant
cm Ø 24 h 34
16,6W, 1250 lumen CRI > 90
3200K
dimmerabile / dimmable
IP65



SE887N7-EXT (GONGOLO)

sospensione / pendant
cm Ø 26 h 14
16,6W, 1250 lumen CRI > 90
3200K
dimmerabile / dimmable
IP65



SE883N3-EXT (BRONTOLO)

sospensione / pendant
cm Ø 26 h 36
16,6W, 1250 lumen CRI > 90
3200K
dimmerabile / dimmable
IP65

Versioni disponibili: SOSPENSIONE / INDOOR
Avecube version: PENDANT / INDOOR



TORBIA

design matteo ugolini

Struttura in ferro opulimero bianco.
Structure in white techno-polymer.



HP145 1F EXT
plantana
floor lamp
cm b 56 x p b x h 165
13W LED 1430 lumen
3000K - IP65



HP145 2P EXT
plantana
floor lamp
cm b 86 x p b x h 165
13W LED 1430 lumen
3000K - IP65



HP145 3R EXT
plantana
floor lamp
cm b 66 x p b x h 165
13W LED 1430 lumen
3000K - IP65



Versioni disponibili: PIANI/TANA, TERA/ / INDOOR
Available versions: FLOOR/LAMP/ / INDOOR

TOBIA
design
matteo ugolini



ULULÌ ULULÀ

design matteo ugolini



Struttura in vetroresina con inserti in pizzo.
Structure in fiberglass with lace inserts.



M649PB-EXT (ULULÌ)
lampada da terra / floor lamp
cm Ø 45
1 x max 70W E27 - IP65



M649GB-EXT (ULULÀ)
lampada da terra / floor lamp
cm Ø 75
1 x max 105W E27 - IP65

Struttura in vetroresina con inserti in pizzo.
Structure in fiberglass with lace inserts.




S6649PB-EXT (ULULÌ)
sospensione / pendant
cm Ø 45
1 x max 70W E27 - IP65



S6649GB-EXT (ULULÀ)
sospensione / pendant
cm Ø 75
1 x max 105W E27 - IP65

Versioni disponibili: SOSPENSIONE / PENDANT, TERRA / INDOOR
Available versions: PENDANT / FLOOR LAMP / INDOOR





Concept: matteo ugolini / adv media lab

Photo: factory snc / oddo boni / studio leon

Layout: adv media lab

Print: arti grafiche stibu



© KARMAN 2021

Karman srl
via Grandi, 10/s
61034 Fossombrone PU - Italy
phone +39 0721 715042 r.a.
info@karmanitalia.it
www.karmanitalia.it

